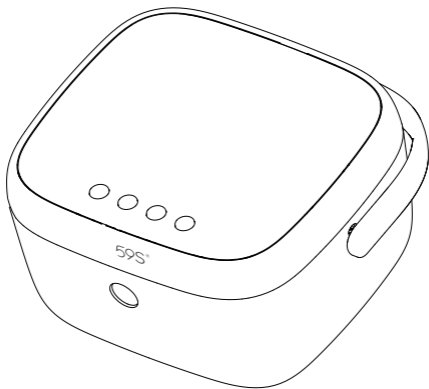


59S[®]

The Pioneer of LED Sterilization

PAPTIZER SMART CPAP SANITIZER

(For CPAP Masks, Water Chambers & Accessories)



User Manual

PACKING LIST

- 1 PAPTIZER Smart CPAP Sanitizer × 1
- 2 Power Adaptor × 1
- 3 Stainless Steel Rack × 1
- 4 User Manual × 1

SPECIFICATIONS

1. Product Name: 59S® PAPTIZER Smart CPAP Sanitizer

2. Model: SZH40-T5

3. Input: 18V  1.5A (Standard Power Adaptor)

4. Power Rating: 27W

5. Input Interface: Type-C USB

6. UVC LED Quantity: 40 pieces

7. UVC LED Lifespan: Up to 10,000 hours

8. UVC LED Wavelength: 260-280nm

9. Operating Temperature: 0° ~ 40° C / 32° ~ 104° F
Storage Temperature: -20° ~ 50°C / -4° ~ 122°F

10. Humidity: 5% ~ 95%

11. Dimension: 302 x 269 x 154mm / 11.89" x 10.59" x 6.06"

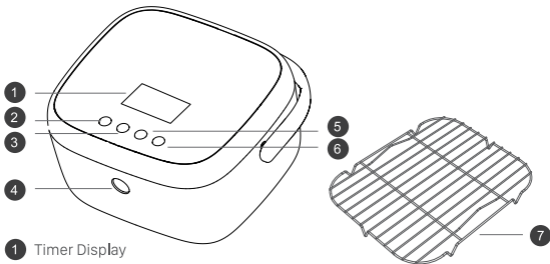
12. Net Weight: 1.95kg / 4.29 lb

INTRODUCTION

Thank you for choosing 59S® PAPTIZER Smart CPAP Sanitizer, an 100% Ozone-Free sanitizer with no maintenance required.

PAPTIZER sanitizes your CPAP masks, water chamber, headgear, tubing and personal items such as cell phones, remote controls, glasses, hearing aids, ect. in just 3 minutes.

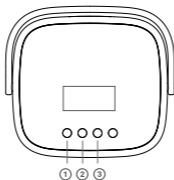
59S® is the global leader in UVC LED disinfection solutions for families and healthcare environments. With its global recognition today, 59S is now providing disinfection products for every occasion of your life, no matter if it is for home, business, travel or healthcare.



- 1 Timer Display
- 2 Fast Sterilize (3 Minutes)
- 3 **Auto Mode** (Sterilize + Smart Drying + Temp. Control + Sterile Storage)
- 4 Lid OPEN Button
- 5 Fast Sterilize + Sterile Storage
- 6 ON/OFF Button
- 7 Stainless Steel Rack


HOW TO USE

1. Plug the power adaptor into the sanitizer located on the back of the unit at the base. Then plug the other end into a wall outlet.
2. Open the lid by pressing the OPEN button.
3. Place the stainless steel rack inside first then your CPAP mask on top of it with inside facing up for maximum UV exposure.
4. Close the lid and then press the ON/OFF button to power up the sanitizer. You will now see all 4 buttons illuminated.
5. There are 3 working modes available as illustrated below.



① For 3-Minute Quick Disinfection

Ideal when you need something to be sanitized effectively in 3 minutes.


- a) Press the  button and the process will start.
- b) Disinfection will finish in 3 minutes and you will hear a double beep notifying you that the process has completed

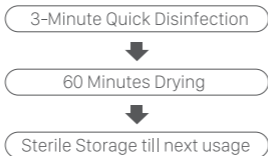
② Auto Mode (with Drying and Sterile Storage)

Ideal for washed items that need to be dried and ready for sterile storage until your next use. Auto mode uses a combination of UV and heat to ensure proper sterilization. Power cube may become warm during Auto Mode usage.



DO NOT USE AUTO MODE FOR ELECTRONIC DEVICES WITH BATTERIES

a) Press the  button to start Auto Mode and process will start in below sequences.



*Please keep power adaptor plugged during the whole process.

③ For 3-Minute Quick Disinfection+ Sterile Storage

Ideal when you need something to be sanitized effectively in 3 minutes and keep it sterile till next use.

a) Press the  button and the process will start in below sequences.



*Please keep power adaptor plugged during the whole process.

INDICATOR STATEMENT

Working Mode	Indicator Statement	LED Screen
ON	All indicators are in high bright.	Display "000"
Fast Sterilize	ON/OFF and Fast Sterilize button are in high bright, the other 2pcs indicators are off.	Timing for 180 seconds
Sterilize & Deodor + Smart Drying + Temp. Control + Sterile Storage	ON/OFF and Sterilize & Deodorize + Smart Drying +temp. control + Sterile storage button are in high bright, the other 2pcs indicators are off.	Timing from 180 secs to 60-, renewal 30-/60-/90-, revolving indication ("60"stands for min, "-"flickering every sec)
Sterilize & Deodor + Sterile Storage	ON/OFF and Sterilize & Deodor + Sterile Storage button are in high bright, the other 2pcs indicators are off.	Timing for 180 secs , revolving indication

SOUND NOTIFICATION

Single 'beep'	ON/OFF, Sterilizing, Valid operation
Double 'beep'	Sterilization complete (Fast Sterilize Button Only)

SAFETY PRECAUTION

UV light auto shuts-off when lid is opened during operation.

UVC IS A PROVEN DISINFECTION TECHNOLOGY

UV refers to ultraviolet light produced by the Sun.

UVC refers to UV light with the wavelength between 200–290 nanometers (nm). It is almost entirely filtered out by the atmosphere before reaching the Earth's surface.

UVC LED reproduces the UVC light by taking a special wavelength between 260 – 280 nm.

UVC light eliminates up to 99.99% of germs and bacteria by destroying their DNA & RNA. UVC light also reduces unpleasant smells by decomposing the molecular structure of odor. It is a non-chemical disinfection method that has been used in hospital and aerospace applications for decades.

PRODUCT FEATURES



Sterilize within 3 Mins

Sterilization made easy & effective with UVC LED technology.



360° Coverage

5 Sided Multi-directional sterilization and bottom reflection.



Multi-Purpose

Suitable for CPAP masks, water chambers, dentures, hearing aids, cellphones, ect.



Deodorization

UVC waves can effectively reduce unpleasant odors.



Smart Drying

Automated temperature and timer control based on environmental condition.



Sterile Storage /
Temperature Control

Sterile storage with constant temperature control to keep warm and bacteria-free.



Portable Design

Great for home and travel

HELPFUL TIPS

1. Use the compliance adaptor for power supply, otherwise the product may get damaged.
 2. The equipped power adaptor is for PAPTIZER only, it is prohibited for any other use.
 3. UV light is effective in reducing unpleasant smells and odor of your items.
 4. Read the instruction manual carefully and keep the unit properly stored.
 5. The device is integrated with smart drying mode, it will be active based on the actual dryness after 60mins' default drying procedure, subjected to an extra 0, 30mins, 60mins and 90mins' drying process.
 6. For better drying performance, please keep the air clear within 2-3 cm away from the vent.
 7. For better protection to the product, the fan will continue to work for 5 minutes after the drying function stops.
 8. For best results wash and dry your mask, water chamber and accessories before sterilizing.
- In order to improve user experience, there will be changes in product features without prior written notice, please refer to actual contents in the package.



DO NOT USE AUTO MODE FOR ELECTRONIC DEVICES WITH BATTERIES



DO NOT EXPOSE TO EYES & SKIN



CHILDREN PROHIBITED



NO WASHING & SOAKING

NAME AND CONCENTRATION OF HARMFUL SUBSTANCE OR ELEMENTS

Part Names	Harmful substance or elements						
	Pb	Hg	Cd	Cr(VL)	PBDE	PBB	EFUP
Shell	0	0	0	0	0	0	10
PCBA	X	0	0	0	0	0	10
USB Cable	0	0	0	0	0	0	10

O: It means that the concentration of the toxic and harmful substance in all homogeneous materials of the component is compliance with the limitation stipulated in GB/26572-2011.

X: The concentration of the toxic and hazardous substances in certain homogeneous material of the component exceeds the limitation specified in GB/26572-2011.

Note: Components marked "X" stands for no alternative technologies or components available at this stage.

The EFUP refers to the safety lifespan of using the product without hazardous material leakage under the conditions specified in the manual.



For the battery : 5 years EFUP under normal use conditions



For the product : 10 years EFUP under normal use conditions

WARRANTY

Visit the below link for warranty registration of your product. You will need the serial number (SN) located on your unit for registration.

www.liviliti.com/warranty

Customer Service

www.liviliti.com/customerservice

(888) 987-0744

59S®

The Pioneer of LED Sterilization

Manufacturer/Importer: Shenzhen UVLED Optical Technology Co., Ltd.

Address: Room 301, FL 3, Phase 1, Bangkai Science and Technology Park,
West of Bangkai Road & South of Guanguang Road, Guangming Hi-Tech
Industrial Zone, Tangjia Community, Phoenix Street Admin, Guangming
District, Shenzhen, China

Commissioned Manufacturer: Shenzhen UV Guard Technology Co., Ltd.

Factory Address: 3-4/F, Building 2A, No.9, Bangkai Road, High-tech Industrial
Park, Guangming District, Shenzhen, China

Hygienic License: YWXZZ(2018)-02-No.9142

Post Code: 518132

Executive Standard: Q/YCHC 003

<https://www.59s.com>

US Distribution:

LiViliti

www.liviliti.com

(888) 987-0744