



User Guidance

Handheld Mesh Nebulizer

NEB402



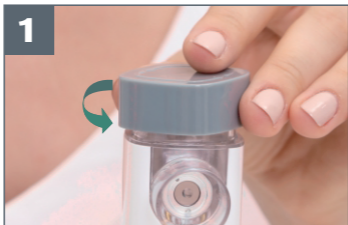
IFU-00073 REV 1.01
2023-04-13

Notice

- 1** Add liquid medication before turning on device.
- 2** Do not use products containing oil or liquid atomization.
- 3** Follow doctor's advice on medication selection, usage and treatment time.
- 4** Use clean water for nebulization. Do not use distilled water, multiple-filtered purified water or oil substances.
- 5** Clean and maintain the device after each use.
- 6** Keep the device, medication cup and accessories dry after each use.
- 7** Do not touch the mesh with sharp or hard objects or with fingers.
- 8** Charge at least 30 minutes before first use.



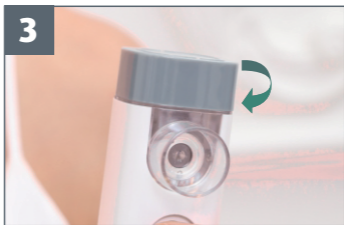
Operating Steps



To open lid, turn counter-clockwise.




Add proper liquid medication. Do not exceed the max scale indication.



Tighten the lid by turning clockwise.



Connect mask or mouthpiece.



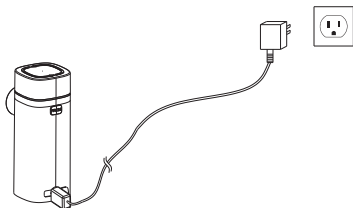
Start nebulizing.



Tip: Before nebulizing, shake slightly to ensure solution makes contact with nebulizer.



If the green light flashes three times, please ensure you have enough liquid medication in the chamber. If there is sufficient medication, wait until green light flashes, then restart device with the power button to finish treatment.



 The provided USB cord is not meant to be used with any other electronic equipment.

 Keep all contact points clean and dry after use.

Cleaning Guidance

1. Preliminary Cleaning



Turn the cap counter clockwise to loosen and remove from unit. Remove mouthpiece or mask with a twist.



Open the lid and pour out any liquid medication residue.



Add appropriate amount of clean, warm water (Below 104° F). Do not use distilled water or multiple-filtered purified water.



Tighten the lid.



Run the nebulizer. Wipe the outside of the machine with clean medical gauze after nebulization cleaning. Do not touch the central area of the mesh in order to avoid damaging.

2. Regular Cleaning



Hold down the cup release ("PRESS") button and pull out the medication cup.



Wash the outside and inside of the medication cup and with clean water (Below 104° F). Dry with clean medical gauze. Do not touch the center of the mesh to avoid damaging it. Put the device and accessories back into the included bag and store them as instructed in manual.



Tip: When cleaning device, nebulize with 3 parts of clean water to 1 part white vinegar.



Notice: Diagram is for reference only. Device color may be altered.