



MODEL: iLogic9

VOLTAGE: 120-277V


WATTS: 1000W

SKU: IL-iLOGIC9

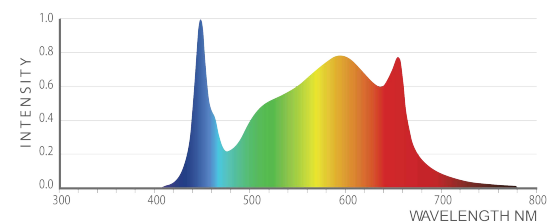
LED Lighting Solution

TECHNICAL SPECS

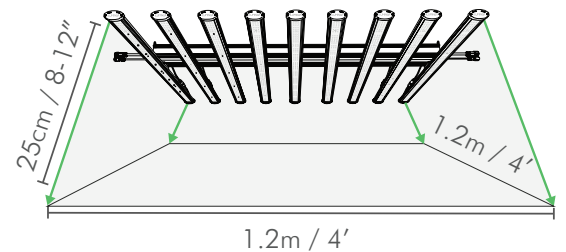
Rated Voltage	120-277V AC
Voltage Range (+/-10%)	100-277V
PPF	2800 $\mu\text{mol/s}$
Efficacy	2.8 $\mu\text{mol/J}$
Min Power Factor	0.95
THD	< 20%
Crest Factor	1.5
BTU	3412
Frequency	50 / 60Hz
Dimmable	0-10V Controllable
Ambient Temperature	0 - 35°C / 32-95°F
Relative Humidity	85%
Color Temperature	4000k
Color Rendering Index	90
Minimum Mounting Height	8-12" to top of Canopy
Emitter Cooling	Passive / Extruded Case
Light Distribution	120°
Waterproof Rating	IP66 for Damp/Wet Conditions
LED Lifespan (90% of Life)	50,000+ hours



iLOGIC9 LED SPECTRUM



MOUNTING & COVERAGE

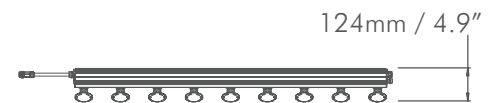
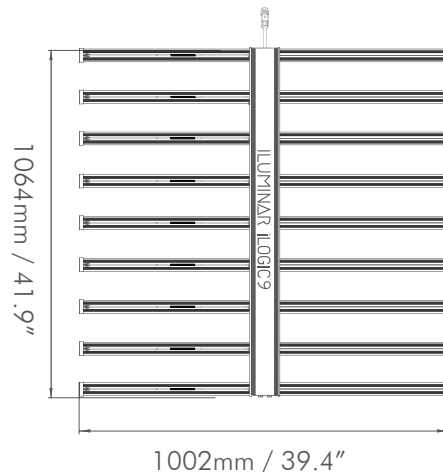


PHYSICAL SPECIFICATIONS

Length	1064 mm	41.9"
Width	1002 mm	39.4"
Height	124.3 mm	4.9"
Weight	23.8kg	52.5lbs

VOLTAGE AND AMPERAGE

120V	9.3A	1060W
208V	5.15A	1015W
240V	4.43A	1010W
277V	3.8A	1000W
347V	2.8A	925W
480V	2.2A	1000W



iluminarlighting.com
Toll Free: 1-877-540-5588

5 YEAR
WARRANTY



© Copyright 2022 ILUMINAR Lighting
Subject to change without notice.



PPFD MAP

Legend



R	-1.75	-1.25	-0.75	-0.25	0.25	0.75	1.25	1.75
-1.75	503	867	968	994	994	969	870	505
-1.25	1066	1900	2084	2129	2129	2090	1906	1073
-0.75	1228	2178	2403	2452	2453	2406	2183	1237
-0.25	1262	2229	2466	2519	2519	2468	2237	1271
0.25	1260	2229	2464	2517	2518	2467	2235	1271
0.75	1225	2173	2398	2447	2448	2401	2179	1238
1.25	1060	1896	2082	2132	2133	2085	1901	1070
1.75	499	867	967	992	992	969	869	504

Clearance | 0.5 ft / 6"
Qty | 1u
Average PPFD | 1703.55 $\mu\text{mol/s/m}^2$
Max PPFD | 2519 $\mu\text{mol/s/m}^2$
Min PPFD | 499 $\mu\text{mol/s/m}^2$
Median PPFD | 1994 $\mu\text{mol/s/m}^2$
Min/Average | 29.29 %

R	-1.75	-1.25	-0.75	-0.25	0.25	0.75	1.25	1.75
-1.75	560	819	965	1022	1023	967	821	562
-1.25	873	1367	1539	1623	1624	1541	1310	877
-0.75	1064	1595	1881	1985	1984	1881	1600	1069
-0.25	1130	1701	2007	2120	2121	2010	1706	1143
0.25	1135	1700	2006	2119	2120	2009	1705	1142
0.75	1060	1592	1877	1982	1982	1881	1597	1068
1.25	869	1304	1538	1621	1622	1539	1309	876
1.75	557	817	964	1021	1022	966	820	561

Clearance | 1 ft / 12"
Qty | 1u
Average PPFD | 1387.78 $\mu\text{mol/s/m}^2$
Max PPFD | 2121 $\mu\text{mol/s/m}^2$
Min PPFD | 557 $\mu\text{mol/s/m}^2$
Median PPFD | 1423 $\mu\text{mol/s/m}^2$
Min/Average | 40.14 %

R	-1.75	-1.25	-0.75	-0.25	0.25	0.75	1.25	1.75
-1.75	506	634	729	779	779	730	635	507
-1.25	644	816	944	1010	1010	945	818	647
-0.75	751	957	1110	1189	1189	1111	959	755
-0.25	808	1031	1197	1282	1283	1199	1034	812
0.25	807	1030	1197	1281	1283	1199	1034	812
0.75	750	956	1110	1189	1190	1112	960	755
1.25	643	815	944	1011	1011	946	819	648
1.75	505	633	730	780	780	731	636	508

Clearance | 2 ft / 24"
Qty | 1u
Average PPFD | 900.09 $\mu\text{mol/s/m}^2$
Max PPFD | 1283 $\mu\text{mol/s/m}^2$
Min PPFD | 505 $\mu\text{mol/s/m}^2$
Median PPFD | 881.5 $\mu\text{mol/s/m}^2$
Min/Average | 56.11 %

To view more PPFD map distances please contact us