



MODEL: iLogic8

VOLTAGE: 100-277V

WATTS: 630W

SKU: IL-iLOGIC8

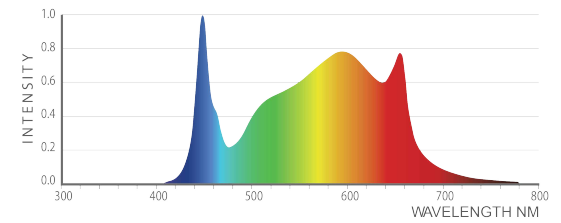
LED Lighting Solution

TECHNICAL SPECS

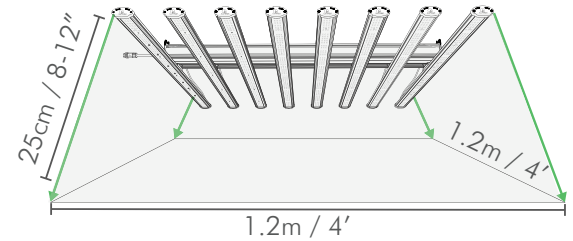
Rated Voltage	120-277V AC
Voltage Range (+/-10%)	100-277V
PPF	1700 $\mu\text{mol/s}$
Efficacy	2.7 $\mu\text{mol/J}$
Min Power Factor	0.95
THD	< 20%
Crest Factor	1.5
BTU	2150
Frequency	50 / 60Hz
Dimmable	0-10V Controllable
Ambient Temperature	0 - 35°C / 32-95°F
Relative Humidity	85%
Color Temperature	3900k
Color Rendering Index	90
Minimum Mounting Height	8-12" to top of Canopy
Emitter Cooling	Passive / Extruded Case
Light Distribution	120°
Waterproof Rating	IP66 for Damp/Wet Conditions
LED Lifespan (90% of Life)	50,000+ hours



iLOGIC8 LED SPECTRUM

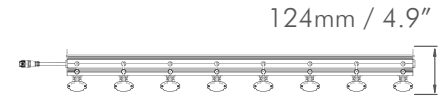
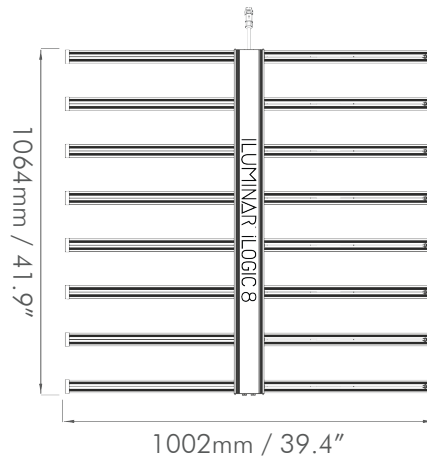


MOUNTING & COVERAGE



PHYSICAL SPECIFICATIONS

Length	1064 mm	41.9"
Width	1002 mm	39.4"
Height	124.3 mm	4.9"
Weight	20.8kg	50.3lbs



VOLTAGE AND AMPERAGE

120V	5.7A	652W
208V	3.2A	632.5W
240V	2.8A	631W
277V	2.4A	630W



iluminarlighting.com  
Toll Free: 1-877-540-5588



© Copyright 2022 ILUMINAR Lighting  
Subject to change without notice.



# PPFD MAP

## Legend



ft	-1.75	-1.25	-0.75	-0.25	0.25	0.75	1.25	1.75
-1.75	353	615	685	702	702	685	615	356
-1.25	768	1379	1512	1539	1538	1510	1379	774
-0.75	886	1580	1740	1774	1774	1730	1580	893
-0.25	912	1620	1787	1834	1823	1786	1620	919
0.25	913	1621	1789	1826	1825	1787	1621	920
0.75	889	1584	1745	1779	1779	1743	1584	896
1.25	774	1388	1522	1550	1549	1521	1388	780
1.75	362	630	702	719	719	701	629	364

**Clearance** | 0.5 ft / 6"  
**Qty** | 1u  
**Average PPFD** | 1047.14  $\mu\text{mol/s/m}^2$   
**Max PPFD** | 1550  $\mu\text{mol/s/m}^2$   
**Min PPFD** | 299  $\mu\text{mol/s/m}^2$   
**Median PPFD** | 1230  $\mu\text{mol/s/m}^2$   
**Min/Average** | 28.55 %

ft	-1.75	-1.25	-0.75	-0.25	0.25	0.75	1.25	1.75
-1.75	399	588	694	733	734	694	590	403
-1.25	631	951	1130	1178	1180	1121	955	637
-0.75	771	1183	1372	1445	1445	1373	1188	778
-0.25	825	1242	1465	1545	1545	1466	1246	833
0.25	826	1243	1466	1546	1546	1467	1247	833
0.75	774	1167	1376	1450	1450	1377	1171	781
1.25	636	958	1128	1188	1188	1129	961	642
1.75	406	597	704	744	744	704	599	409

**Clearance** | 1 ft / 12"  
**Qty** | 1u  
**Average PPFD** | 858.67  $\mu\text{mol/s/m}^2$   
**Max PPFD** | 1312  $\mu\text{mol/s/m}^2$   
**Min PPFD** | 339  $\mu\text{mol/s/m}^2$   
**Median PPFD** | 883.5  $\mu\text{mol/s/m}^2$   
**Min/Average** | 39.48 %

ft	-1.75	-1.25	-0.75	-0.25	0.25	0.75	1.25	1.75
-1.75	310	390	450	481	482	452	393	313
-1.25	397	506	587	629	629	589	510	402
-0.75	465	595	692	742	743	695	600	470
-0.25	501	642	748	802	803	751	647	507
0.25	502	643	749	803	804	752	648	507
0.75	467	597	695	745	745	697	602	472
1.25	400	509	590	632	633	593	512	404
1.75	313	394	454	486	486	456	396	316

**Clearance** | 2 ft / 24"  
**Qty** | 1u  
**Average PPFD** | 561.33  $\mu\text{mol/s/m}^2$   
**Max PPFD** | 804  $\mu\text{mol/s/m}^2$   
**Min PPFD** | 310  $\mu\text{mol/s/m}^2$   
**Median PPFD** | 549.5  $\mu\text{mol/s/m}^2$   
**Min/Average** | 55.23 %

To view more PPFD map distances please contact us