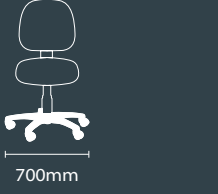




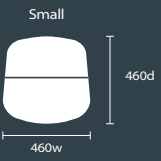
400-470mm
(medium back)



410-530mm



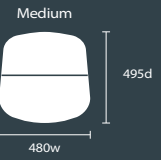
700mm



Small

460d

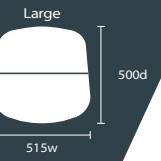
460w



Medium

495d

480w



Large

500d

515w



gregory inca

ergonomic task chair

Discover the epitome of ergonomic design with the Gregory Inca – Australia's leading ergonomic office chair. Not only designed and manufactured in Australia, the Inca has been meticulously engineered by a professional physiotherapist, promoting optimal posture and reducing fatigue during extended periods of sitting.

Favoured and specified by occupational therapists and ergonomists throughout Australia, the Gregory Inca stands as a testament to its unparalleled quality, functionality, and design. The timeless round back design lends a touch of sophistication to any workspace while providing unparalleled lumbar support.

The Gregory Inca caters to your individual needs with a choice of a medium, high, or extra high backs. The seat is also customisable with small, medium, or large options, guaranteeing a perfect fit for every individual.

At the heart of the Inca's success is Gregory's original, award-winning Dual Density Posture Support seat technology. This advanced design ensures you are seated comfortably and correctly, reducing the risk of back pain and other posture-related issues.

The Inca features a 3-lever mechanism that allows for easy adjustment of the seat height, seat tilt, and back angle, providing a truly personalised seating experience. The robust, molded polypropylene outer back ensures consistent support, while the anti-slip ratchet back height adjustment guarantees the backrest stays in your desired position.

Built to withstand the rigours of any office environment, the Gregory Inca boasts a heavy-duty weight capacity of 160kg, the highest standard in the country. The Inca was independently certified by AFRDI, passing the coveted 142 Rated Load 160kg Multi Shift certification program.

When it comes to your posture, productivity, and peace of mind, choose the best – choose the Gregory Inca.

Range features

- › Manufactured in Australia
- › Designed by a physiotherapist
- › Medium, high or extra high back
- › Small, medium or large seat
- › The original and award-winning Dual Density Posture Support ergonomic seat technology
- › 3-lever independent mechanism
- › Adjustable seat height, seat tilt and back angle
- › Molded Polypropylene back outer
- › Anti-slip ratchet back height adjustment
- › AFRDI 160kg Multi Shift Certified

Range options

- › Height adjustable T-arms
- › Seat slide
- › Aluminium base
- › Drafting gaslift and footring
- › Various types of castors (e.g. soft tyre, friction etc)



medium back



high back



extra high back