
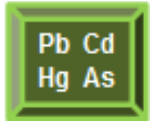


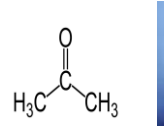






Certificate of Analysis

State of FL OMMJ License Number: CMTL - 006
ISO/IEC 17025 ACCREDITATION # 109150

Client Sample ID:	Relief Roll-On 300mg		
Client:	TREADWELL FARMS	Date Received:	12/17/2021
Client Lot#:	NA	Lab Sample ID:	F112019-01
Production Date:	NA	Report Date:	12/24/2021
Product Type:	Non-Inhalable Products	Barcode:	NA

								
Pesticides	Heavy Metals	Microbial	Mycotoxine	Res. Solvent	Moisture	H2O Content	Foreign Matter	Terpene
<input checked="" type="checkbox"/>	<input checked="" type="checkbox"/>	<input checked="" type="checkbox"/>	<input checked="" type="checkbox"/>	<input checked="" type="checkbox"/>	<input type="checkbox"/>	<input type="checkbox"/>	<input checked="" type="checkbox"/>	<input checked="" type="checkbox"/>
Passed	Passed	Passed	Passed	Passed	Not Tested	Not Tested	Passed	Tested

Test Method: ACCULAB SOP 15 **BATCH: B211010** **Analysis Date: 10/14/2021 15:00:00**

CAS#	Cannabinoids	Result (%)	mg/g	LOQ%
23978-85-0	THCA	ND	ND	0.00751
1972-08-3	delta 9-THC	0.0444	0.444	0.00751
5957-75-5	delta 8-THC	ND	ND	0.00751
31262-37-0	THCV	ND	ND	0.00751
13956-29-1	THCVa	ND	ND	0.00751
1244-58-2	CBD	3.21	32.1	0.0751
24274-48-4	CBDA	0.018	0.18	0.00751
521-35-7	CBDV	ND	ND	0.00751
185505-15-1	CBDVa	ND	ND	0.00751
25654-31-3	CBN	0.0168	0.168	0.00751
25555-57-1	CBCA	ND	ND	0.00751
20675-51-8	CBG	0.0324	0.324	0.00751
25555-57-1	CBGA	ND	ND	0.00751
31932-13-5	CBC	0.0354	0.354	0.00751



TOTAL CBD (%)	3.23
Total CBD per Unit	307
TOTAL THC (%)	0.0444
TOTAL THC per Unit	4.22
TOTAL CANNABINOIDS (%)	3.36
TOTAL CANNABINOIDS per Unit	319

