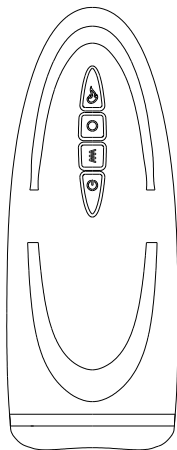


User Manual



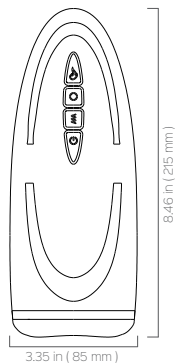
EN

Please take a few minutes to read the instructions before using the product.
Please charge and clean the product before using it. It's recommended to use the original charging cable only.

• Product Specifications

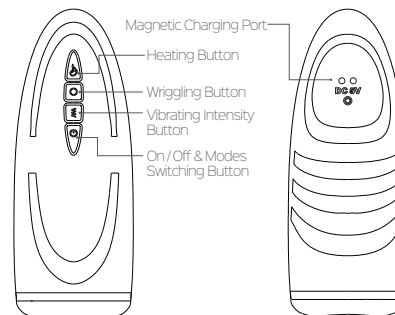
Product Name	Dayo
Product Materials	ABS, Silicone
Battery	Li-ion Rechargeable
Using Time	1 Hour
Charging Time	2 Hours
Waterproof	IPX6
Net Weight	357 g
Size	85*85*215 mm

• Size



EN

• Buttons Display



• Instruction

- Press and hold the button for 15s to turn on / off the device.
- Press the button to switch between 7 wiggling patterns, press the button to switch between 3 vibrating intensities. Long press the button to stop vibrating.
- Press the button to switch between 7 wiggling patterns. Long press the button to stop wiggling pattern.
- After the device is turned on, press the button to turn on / off heating mode. The heating function is automatically turned off after 10 minutes.

EN

• Light indicator

- while working light on
- charging light flashes
- fully charged light on permanently
- Heating mode light flashes

• Maintenance

- Wash it thoroughly with mild soap and clean water.
- Air dry or dry it with a clean towel.
- Store it in a cool, dry and dust-free place, avoid direct sunlight.

• Attention

- This product is for adult use only; keep out of reach of children.
- It's recommended to use with water-based lubricants.
- Please stop using immediately if you feel uncomfortable during use.
- Do not place the device in or on the heating appliances such as microwaves, ovens or radiators etc.
- Keep the device power off when it's not in use.