



**Item type**

Console Table

**Item name**

Aston

**Attention!**

Place the item on a padded area to prevent damage to the item.

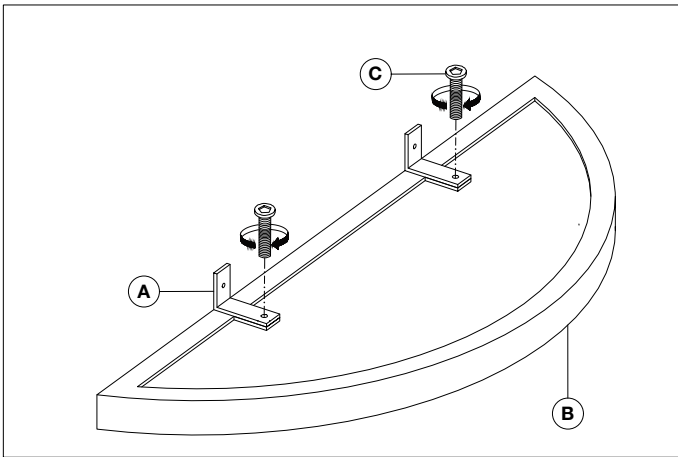
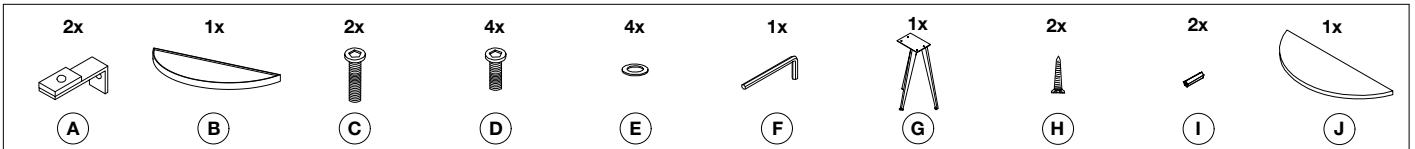
**Care instructions:**

Dust regularly and clean with a soft dry cloth. Remove spills immediately to avoid staining and always use coasters.

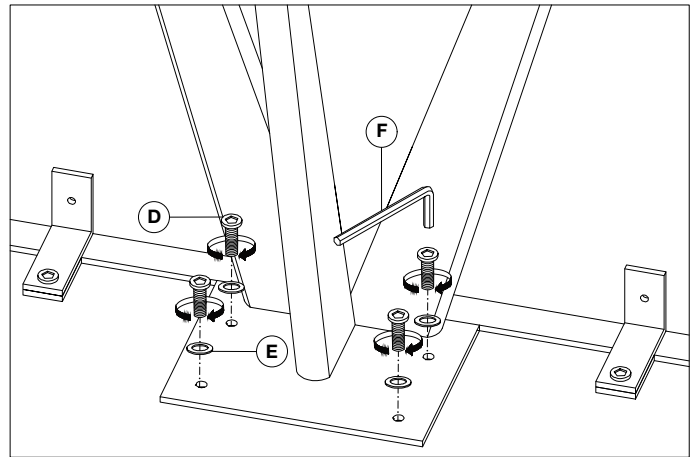
**Eichholtz B.V.**

Delfweg 52  
2211 VN Noordwijkerhout  
The Netherlands

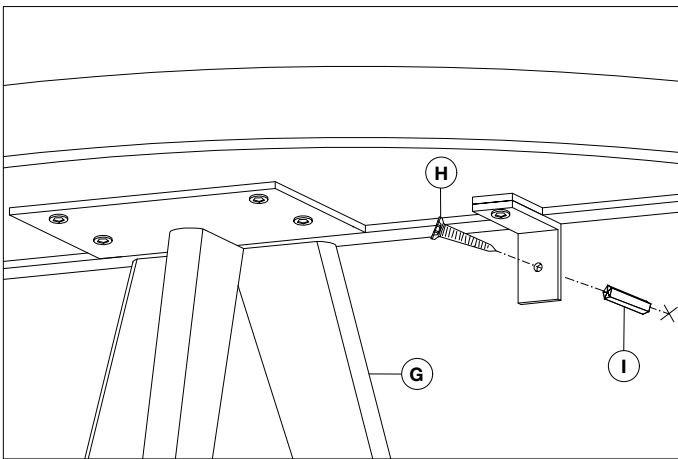
🏠 [www.eichholtz.com](http://www.eichholtz.com)  
✉ [service@eichholtz.com](mailto:service@eichholtz.com)  
☎ +31 (0)252 515 850



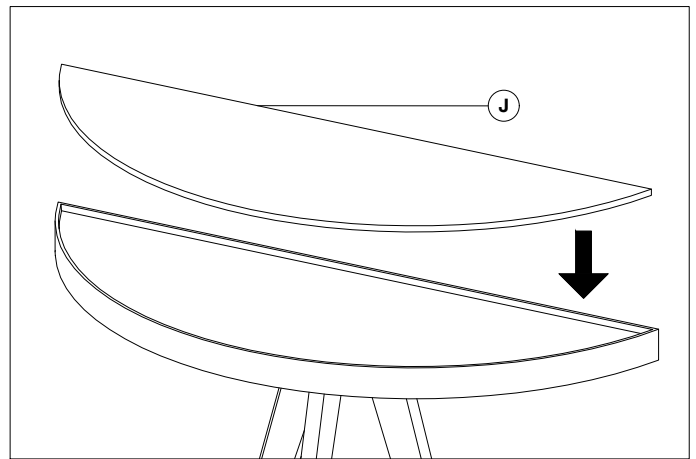
1. Assemble the wall brackets to the top



2. Assemble the base to the top



3. Place the table against the wall and fix it with the screws. Use wall mounting plugs suitable for your wall.



4. Place the glass.