


THE FINNS



Architectural Aluminium Fence Panel

A modern architectural styled panel with striking vertical pickets closely spaced to accentuate the vertical lines of the house. Fence panels, balustrade panels and a matching series of gates compliment the range. The design is Pool safety compliant at 1.2m high. Custom made balustrade panels with a 300mm plate to secure the panel to the deck joists are fully compliant with council regulations and come with a producer statement to verify it.

Finn Panels are all custom made in our Silverdale factory and can be supplied with matching posts. Pedestrian gates and driveway gates will be made to the size of your driveway in our fabrication department, and can be supplied with suitable gate motors for a qualified technician to install. Typical lead times are 2-3 weeks.


Design Details

Finns Balustrade

Finns Balustrade panels don't need posts. They are attached to the deck joist or balcony slab by bolting through the large plate that forms the bottom of the panel. The design is also pool compliant for balustrade around your deck.

Great for the Customer

- Long lasting and low maintenance
- Lasts longer than timber
- No warping or fading
- Smooth finish and clean look



Multiple Applications

- Infill panels on block walls
- Privacy fence panels
- Infill panels on balustrade
- Slide, Swing and Cantilever Gates and custom panels also available made and priced to order.



Specifications

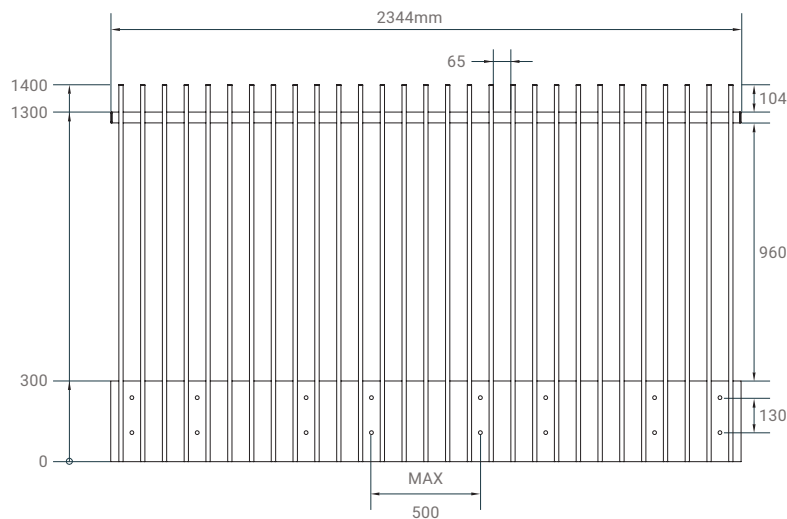
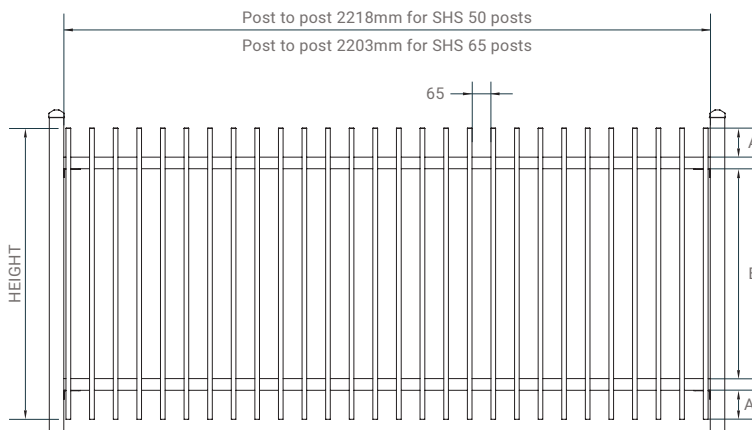
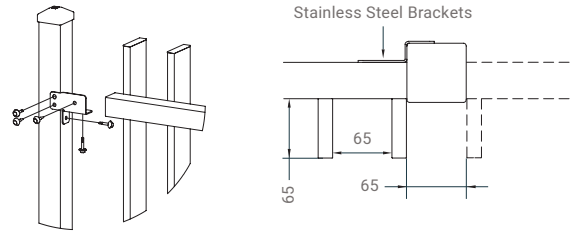
Rails: Aluminium 40 x 40 x 2.0mm

Pickets: Aluminium 65 x 16 x 1.2mm with 65mm gaps

***Posts:** Aluminium 65 x 65mm

*Recommended

Rail Brackets



Dimensions

Fence Panel

Height	A	B
1.0m	100mm	720mm
1.2m	100mm	920mm
1.5m	150mm	1120mm
1.8m	200mm	1320mm

Can be used as a 1000mm high balustrade panel at 1394mm wide (with 65 SHS posts)

Balustrade Panel

- Maximum width shown
- No posts required
- 300mm x 6mm Plate for face fixing to deck joist.