




Nail It

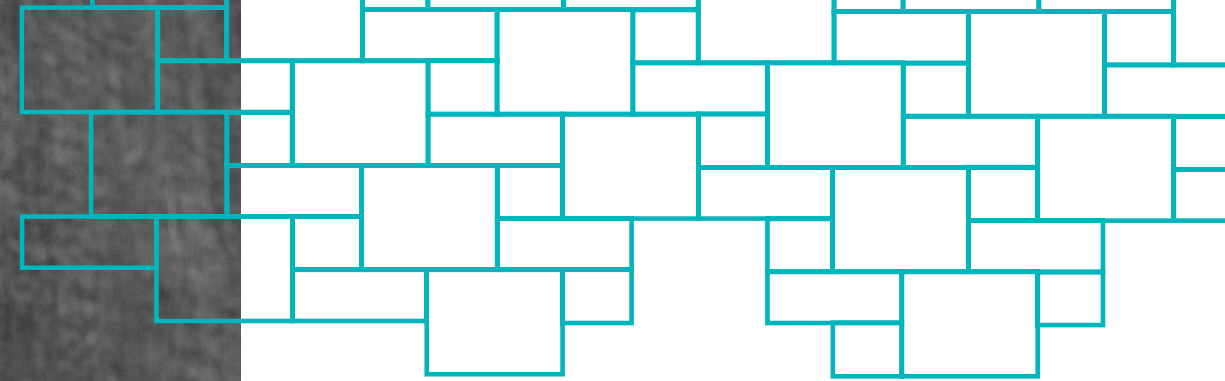
with



EVOLVE[®]
STONE



No mortar.
No hardware.
Nothing like you've
ever seen before.



The Future of Stone

The next evolution in decorative stone is here. Evolve Stone® is the most innovative stone veneer product to date, surpassing its predecessors in value, ease and accessibility. Formulated from patented Evolve Material, it is the very first stone cladding that can be face nailed in the same fashion as traditional siding, reducing installation time dramatically. Like natural stone, this proprietary material holds its color throughout, so it can be cut to fit on-site while maintaining the highest appearance standards.

See how Evolve Stone installs up to 10X faster than the competition in this side-by-side installation video:



Five Distinct Stone Styles

Evolve Stone's products are beautifully color-throughout and perfectly complement a variety of home styles, including traditional, transitional, contemporary and everything in between. Images represent a style, not a pattern.

Georgetown Run



District View



National True



Capital Sky



Monument Gate



Five Exquisite Stone Colors

Ranging from warm, organic hues to modern, monochromatic tones, Evolve Stone comes in Dune Point, Kodiak Mine, Morning Aspen, Phantom Shadow, and Winter Valley.

Morning Aspen




Phantom Shadow



Kodiak Mine



Dune Point



Winter Valley




Evolve Stone's Manufactured Accessories

As a highly workable stone veneer product, Evolve Stone can easily be cut to create unique corners from field stone; however, there are pre-fabricated options available for corners and sills. We also offer Evolve Rainscreen in our line of accessories.



SILLS

Universal sill pieces are available in all five colors and can be installed with all of the Evolve Stone styles. Sills are approx. 20" long by approx. 2 1/4" wide by approx. 2" tall. Sills are pitched, so that water drains away from the structure.



RAINSCREEN

Evolve Rainscreen is a nominal 0.13-inch, geometric patterned drainage and ventilation mat. It is designed to eliminate moisture and moisture vapor within various wall systems. The product is useful in cavity wall designs and rainscreen systems in which an airspace is needed for drainage and ventilation.





VOLVE
STONE

PLYWOOD OR OSB SUBSTRATE

WEATHER-RESISTANT BARRIER

RAINSCREEN

Innovative Installation System

Unlike natural stone, Evolve Stone's mortarless, easy-to-install system does not require wire lath or a scratch coat. To prep an exterior substrate for an Evolve Stone installation, all that's needed is a weather-resistant barrier (WRB) and a rainscreen.

To get the best quality installation with Evolve Stone and receive the benefits from the 50-Year System Warranty, it's important to note that the WRB must comply with ASTM E2556 Type I or Type II.

Note: For interior installations, the use of WRBs and rainscreens are not needed. In this case, Evolve Stone can be nailed directly to wood sheathing or adhered over sheetrock with glue (TremGrip adhesive recommended). For interior applications, especially around a fireplace or in a kitchen, Evolve Stone's Class B fire-rated products are recommended.

Evolve Stone Nails It on All Fronts

Nailing it on all fronts, Evolve Stone is UV resistant, isn't affected by salt spray, withstands freeze-thaw cycles, doesn't retain water and performs extremely well under wind loading.

TESTED AGAINST THE ELEMENTS

Evolve Stone has been tested and certified for the following:

- ✓ ASTM E330
- ✓ ASTM D1037
- ✓ ASTM G155
- ✓ ASTM B117
- ✓ ASTM 2247
- ✓ AC-92
- ✓ ASTM E84
- ✓ GUARDED HOT BOX
- ✓ PHYSICAL PROPERTIES
- ✓ ICC-ES REPORT ESL-1247 (FIRE-RATED)
- ✓ ICC-ES REPORT ESR-3970 (NON-RATED)



Features & Benefits

As the world's first nailable, mortarless, color-throughout stone veneer that installs up to 10X faster and is a fraction of the weight compared to the competition, Evolve Stone is revolutionizing the industry. Evolve Stone provides the look and feel of natural stone while installing with the ease of a finish nailer.

Nailed it on **Ease**

- + Installs up to 10X faster when compared to the competition
- + No heavy duty staging or scaffolding required
- + No need for engineered tie-backs, grade beams or stone ledges
- + No lath, mortar, or hardware needed
- + No specialized labor training required
- + Installs with standard woodworking tools
- + No weather or temperature-related installation restrictions


Nailed it on **Beauty**

- + Most realistic stone veneer product on the market
- + Infused color-throughout material
- + Engineered styles—no need to lay out stones before installing

Nailed it on **Quality**

- + Moisture impermeable—will not hold moisture against structure
- + Available in non-rated and fire-rated material
- + Extremely durable, reducing breakage during shipping and installation
- + Patented material and process
- + UV-resistant





See Evolve Stone in Action

Visit evolvestone.com for in-depth installation information, frequently asked questions, instructional videos, inspirational photos and more!

CALL
+1 (703) 646-8090

FAX
+1 (800) 390-6309

EMAIL
info@evolvestone.com



EVOLVE[®]
STONE

evolvestone.com | +1 (703) 646-8090