




BR48343 BR48344

Sea Fury Mainwheels Diamond, Block Tread





Designed for the 1/48th new tool Airfix Hawker Sea Fury, and a nice upgrade for all other 1/48 Hawker Sea Fury kits.

Remove the casting wings by careful scoring then snapping free with pliers. Carefully saw the wheels free from casting block. Block sand the wheels, checking to see they sit square to the ground. Remove resin nuts and cleanup. Two styles provided, with and without the uplock lug. Spares provided. Remove the nuts one at a time, slicing at the base of the casting block with a sharp hobby blade. Test fit and attach the center nuts with Cyanoacrylate or epoxy glue. Test fit the wheels to gearleg axles. Drill axle holes deeper if needed.

Happy modelling!

Thanks to Steve Long, the Camden Aviation Museum and Mike O'Hare for the help in researching this set.

Master pattern by Mike O'Hare



Stbd uplock lug points to 1 o'clock
Port uplock lug points to 11 o'clock



www.barracudacals.com