




BC32365



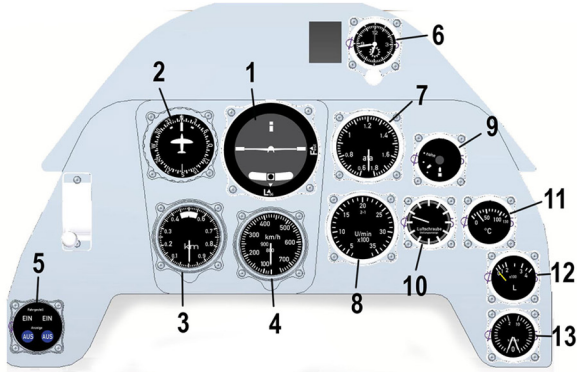
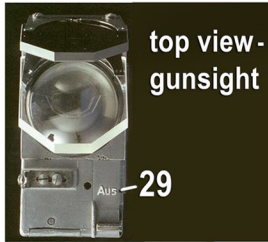

Bf 109G Cockpit Stencil and Placards w Instrument Panel

Designed for all 1/32 Bf-109G kits



Artwork by Chris Busbridge. Research by Roy Sutherland

This set was designed to add stencil and placard details for the cockpits of all 1/32 scale kits of the Bf-109G series, though many will also be applicable to Bf 109F and even K models. Note the instrument panel layout changed considerably in the K model, though the instruments are the same. Be aware that not all decals are used in all aircraft. It is up to the modelers discretion to apply which decals he finds relevant to the specific aircraft he is modelling. Decals are sized appropriately for the scale, though no attempt has been made to fit them to specific parts in any one kit. Happy modelling!







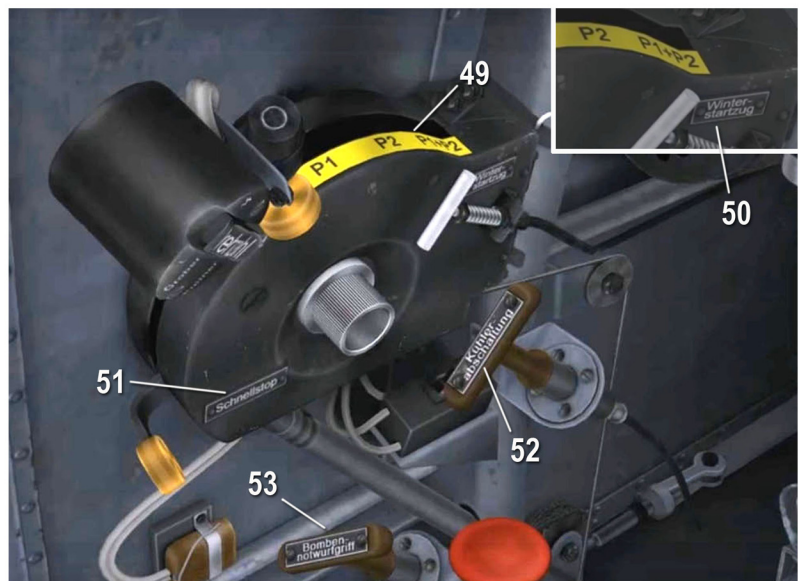


BC32365

Bf 109G Cockpit Stencil and Placards w Instrument Panel

Designed for all 1/32 Bf-109G kits



Artwork by Chris Busbridge. Research by Roy Sutherland






BC32365

Bf 109G Cockpit Stencil and Placards w Instrument Panel

Designed for all 1/32 Bf-109G kits



Artwork by Chris Busbridge. Research by Roy Sutherland



This is a very authentically finished mid-late WWII era Luftwaffe Oxygen regulator panel from a Gustav.

Note that all-blue painted regulators seen on many warbirds are postwar Czech built regulators from Avia 199 production. Apparently, there are boxes of these lying around, so many find their way into museum aircraft and warbirds.

There were different versions of the stencil markings, this being the most colorful.

