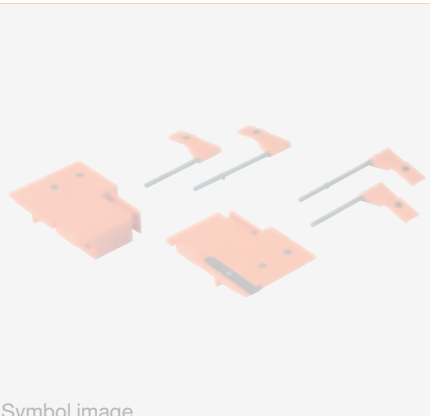


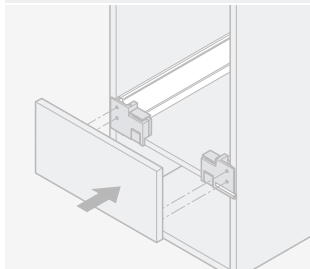


► Templates, jigs and assembly devices

Marking template		Web-Link
 <p>Symbol image</p> <ul style="list-style-type: none"> - Template for marking the fixing positions of front fixings - Template for marking the drilling position for the gallery front fixing using an attached gallery marking template - Material: nylon/steel 		assemblydevices.blum.com Assembly possibilities TANDEMBOX intivo TANDEMBOX antaro TANDEMBOX plus METABOX
Order information		
Marking template	Part no.	
TANDEMBOX 358N	ZML.3510	
TANDEMBOX 35xL/M/K	ZML.3580.0	
METABOX 3x0N	ZML.1510	
METABOX 3x0M/K/H	ZML.1500	
Composed of:		
Template	2 x	
Flag *	4 x	
* Only for TANDEMBOX L drawer side (front fixing bracket)		
* Only for TANDEMBOX K drawer side (positioning dowel)		
a Accessories		
	Gallery marking template TANDEMBOX 35xL/M/K	Part no. ZML.3600
	Gallery marking template METABOX 3x0M/K/H	Part no. ZML.8000.02
Page instructions		
Overview – templates, jigs and assembly devices		609

Assembly possibilities

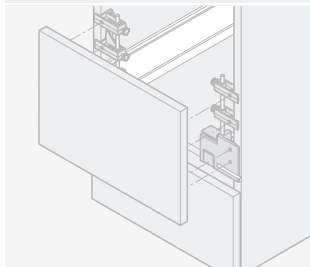
TANDEMBOX intivo/TANDEMBOX antaro/TANDEMBOX plus/METABOX



Front assembly – drawer

- Position marking template on to an assembled drawer that has already been inserted into the cabinet
- Set stop to desired front overlay
- Position front and mark front fixing positions with a light tap

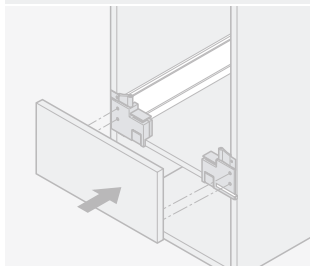
TANDEMBOX antaro/TANDEMBOX plus/METABOX



Front assembly – box system with gallery

- Position marking template on to an assembled high fronted pull-out that has already been inserted into the cabinet
- Set stop to desired front overlay
- Use gallery marking templates for a high fronted pull-out with a gallery
- Position front and mark front fixing positions with a light tap

TANDEMBOX intivo/TANDEMBOX antaro/TANDEMBOX plus



Front assembly – K/L drawer side

- Position marking template on to an assembled drawer that has already been inserted into the cabinet
- Set stop to desired front overlay
- For TANDEMBOX intivo use L drawer side flags
- For TANDEMBOX antaro/TANDEMBOX plus use K drawer side flags
- Position front and mark front fixing positions with a light tap