



### Drilling template for TANDEM hook and peg variant

Web-Link

[assemblydevices.blum.com](http://assemblydevices.blum.com)

#### Assembly possibilities

TANDEM




Symbol image

- Template for drilling the fixing positions for the pegs and lift-off stop
- Template for drilling the runner hook positions
- Material: nylon/steel

#### Order information

	<b>Part no.</b>
Drilling template for TANDEM hook and peg variant	T65.1100

<b>a Accessories</b>	
	<b>Part no.</b>
Tool set	T65.9000

#### Composed of:

Drilling template for TANDEM hook and peg variant 561H/551H	1 x
Drilling depth spacer Ø 6 mm	1 x
Drilling depth spacer Ø 8 mm	1 x

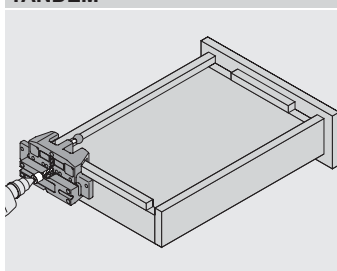
#### Page instructions

Overview – templates, jigs and assembly devices

609

#### Assembly possibilities

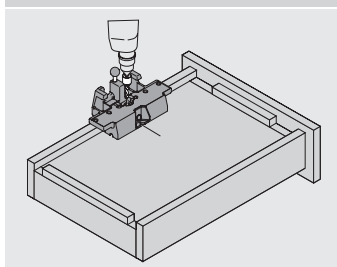
##### TANDEM



#### Drawer assembly – hook drilling

- Position template on assembled wooden drawer
- Drill hook position

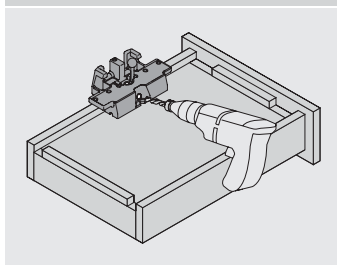
##### TANDEM



#### Drawer assembly – peg hole

- Position template on the assembled wooden drawer on the marking line
- Drill fixing positions for peg position

##### TANDEM



#### Drawer assembly – drilling for lift-off stop

- Position template on assembled wooden drawer
- Insert the positioning pin into the pre-drilled peg hole
- Drill fixing position for the lift-off stop