




Drilling template for hinge systems

Web-Link

assemblydevices.blum.com



Symbol image

- Template for the transfer of measurements for hinge and mounting plate fixing positions
- Template for the transfer of measurements from door to cabinet and from cabinet to door
- Drilling template can be used with assembled or unassembled cabinets
- Adjustable stop for various front overlays, the calibration makes it easy to set the template
- Material: nylon/steel/aluminium

Assembly possibilities



AVENTOS HF
CLIP top BLUMOTION/CLIP top
MODUL

Order information

	Part no.
Drilling template for hinge systems	65.7500.03

Composed of:

Extension rail 1000 mm	1 x
Templates with a marking template	2 x

a Accessories		
	Extension rail 2200 mm	Part no. 65.7590
	Template	Part no. 65.7510.03

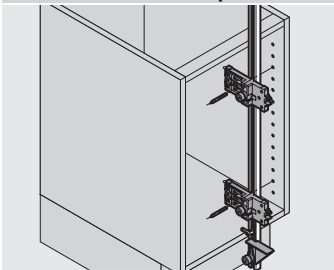
Page instructions

Overview – templates, jigs and assembly
devices

609

Assembly possibilities

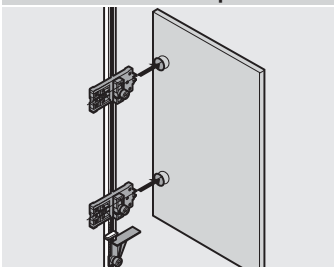
AVENTOS HF/CLIP top BLUMOTION/CLIP top/MODUL



Hinge system assembly – door undrilled

- Position drilling template onto cabinet
- Transfer desired position of attached mounting plate and/or system drilling to drilling template
- Set desired door overlay using the calibration
- Position drilling template on to door and mark hinge drilling pattern using marking template

AVENTOS HF/CLIP top BLUMOTION/CLIP top/MODUL



Hinge system assembly – cabinet undrilled

- Set desired front overlay using the calibration
- Transfer desired position of hinge drilling and/or attached hinge to drilling template
- Position drilling template onto cabinet and mark or pre-drill fixing positions for mounting plates