




Drilling template for TIP-ON for TANDEMBOX

Web-Link

assemblydevices.blum.com



Symbol image

- Template for pre-drilling the fixing positions for the locking mechanism and synchronization unit
- Drilling template can be used with assembled and unassembled drawers
- Assembly on a marking line
- Material: nylon/steel/aluminium

Assembly possibilities

TANDEMBOX intivo
TANDEMBOX antaro
TANDEMBOX plus

Order information

Drilling template for TIP-ON for TANDEMBOX	Part no. 65.5050
--	----------------------------

Composed of:

Template	1 x
Stop	1 x
Drilling depth spacer Ø 5 mm	1 x
Reducing bush Ø 5 to Ø 2.5 mm	1 x
Allen key	1 x

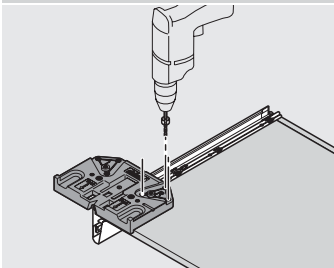
Page instructions

Overview – templates, jigs and assembly devices

609

Assembly possibilities

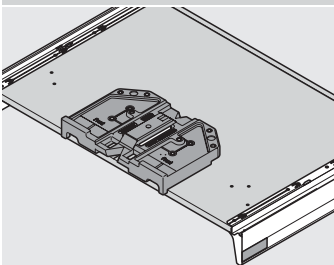
TANDEMBOX intivo/TANDEMBOX antaro/TANDEMBOX plus



TIP-ON assembly – Locking mechanism unit

- Position template on unattached drawer base or on drawer side (attached 3-sided drawer)
- Drill fixing positions for locking mechanism unit

TANDEMBOX intivo/TANDEMBOX antaro/TANDEMBOX plus



TIP-ON assembly – Synchronisation unit

- Position template on drawer base on marking line
- Pre-drill fixing positions for synchronisation unit (Ø 2.5 mm)