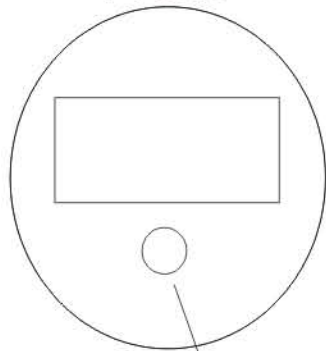


Prosport Inc. Shift Light with Digital Tachometer

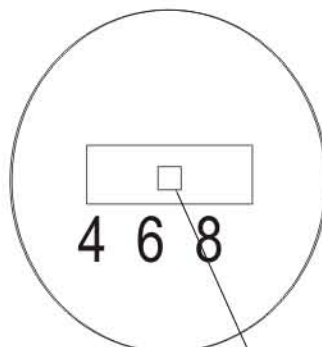
Digital Red display.

Front



Set- Shift Light

Rear



Select Cylinder

Wiring Instructions

Red- 12V Accessory power

Black - Ground

Green- Ignition coil, or ECU

RPM Signal wire.

Please see below for more details.

Operation:

Select you cylinder type. 4,6,8

After you start the engine, press the set button on the front of the gauge.

When the RPM is displayed. Example: 5000RPM, push the Set button again.

RPM display will increase or decrease in 100RPM increments.

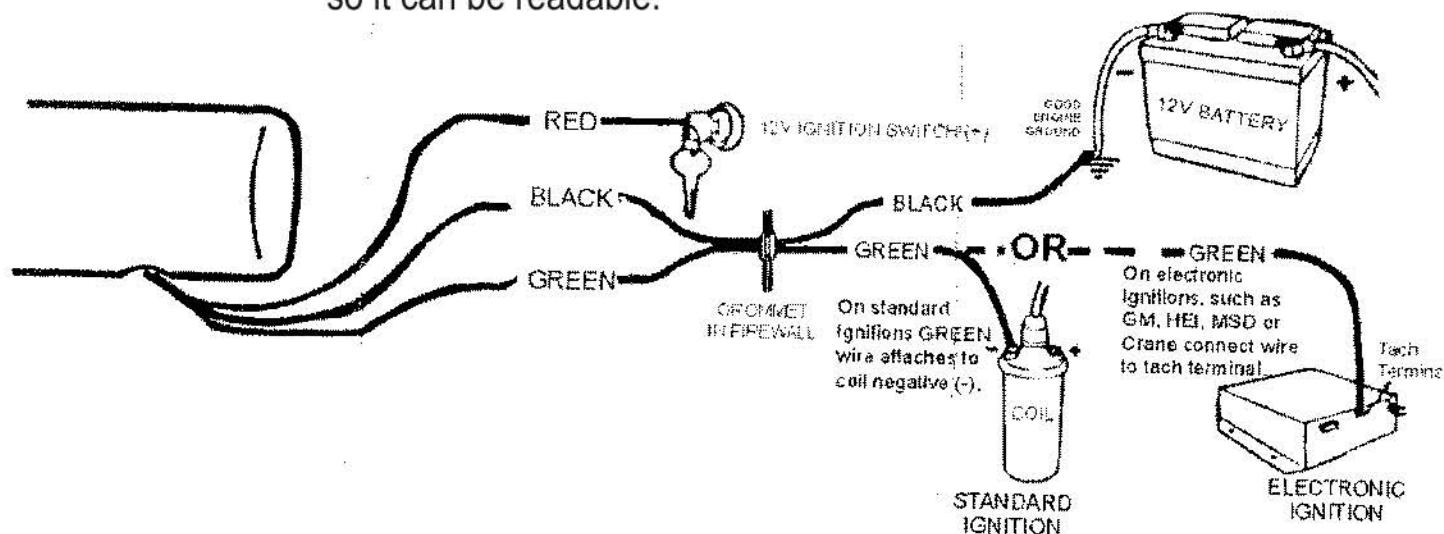
To change the RPM display to go up and down, press the set button twice quickly and this will let you go up or down in increments.

FAQ: My tach is not showing proper reading?

Answer: Most likley you have the signal wire on the wrong source.

My car is a very old late model, will this work?

Answer: In most cases yes but if not you may need a converter box to transfer the signal so it can be readable.



WWW.PROSPORTGAUGES.COM