

United
States
of
America



To Promote the Progress

of Science and Useful Arts

The Director

of the United States Patent and Trademark Office has received an application for a patent for a new and useful invention. The title and description of the invention are enclosed. The requirements of law have been complied with, and it has been determined that a patent on the invention shall be granted under the law.

Therefore, this United States

Patent

grants to the person(s) having title to this patent the right to exclude others from making, using, offering for sale, or selling the invention throughout the United States of America or importing the invention into the United States of America, and if the invention is a process, of the right to exclude others from using, offering for sale or selling throughout the United States of America, products made by that process, for the term set forth in 35 U.S.C. 154(a)(2) or (c)(1), subject to the payment of maintenance fees as provided by 35 U.S.C. 41(b). See the Maintenance Fee Notice on the inside of the cover.

Andrei Iancu

DIRECTOR OF THE UNITED STATES PATENT AND TRADEMARK OFFICE

Maintenance Fee Notice

If the application for this patent was filed on or after December 12, 1980, maintenance fees are due three years and six months, seven years and six months, and eleven years and six months after the date of this grant, or within a grace period of six months thereafter upon payment of a surcharge as provided by law. The amount, number and timing of the maintenance fees required may be changed by law or regulation. Unless payment of the applicable maintenance fee is received in the United States Patent and Trademark Office on or before the date the fee is due or within a grace period of six months thereafter, the patent will expire as of the end of such grace period.

Patent Term Notice

If the application for this patent was filed on or after June 8, 1995, the term of this patent begins on the date on which this patent issues and ends twenty years from the filing date of the application or, if the application contains a specific reference to an earlier filed application or applications under 35 U.S.C. 120, 121, 365(c), or 386(c), twenty years from the filing date of the earliest such application ("the twenty-year term"), subject to the payment of maintenance fees as provided by 35 U.S.C. 41(b), and any extension as provided by 35 U.S.C. 154(b) or 156 or any disclaimer under 35 U.S.C. 253.

If this application was filed prior to June 8, 1995, the term of this patent begins on the date on which this patent issues and ends on the later of seventeen years from the date of the grant of this patent or the twenty-year term set forth above for patents resulting from applications filed on or after June 8, 1995, subject to the payment of maintenance fees as provided by 35 U.S.C. 41(b) and any extension as provided by 35 U.S.C. 156 or any disclaimer under 35 U.S.C. 253.



US010741041B2

(12) **United States Patent**
Yum

(10) **Patent No.:** **US 10,741,041 B2**

(45) **Date of Patent:** **Aug. 11, 2020**

- (54) **DUAL MODE BABY MONITORING**
- (71) Applicant: **Binatone Electronics International Limited**, Sheung Wan (HK)
- (72) Inventor: **Kenji Yum**, Sheung Wan (HK)
- (73) Assignee: **BINATONE ELECTRONICS INTERNATIONAL LIMITED**, Hong Kong (HK)
- (*) Notice: Subject to any disclaimer, the term of this patent is extended or adjusted under 35 U.S.C. 154(b) by 0 days.

- (21) Appl. No.: **15/109,797**
- (22) PCT Filed: **Jan. 6, 2015**
- (86) PCT No.: **PCT/CN2015/070178**
§ 371 (c)(1),
(2) Date: **Jul. 5, 2016**
- (87) PCT Pub. No.: **WO2015/101356**
PCT Pub. Date: **Jul. 9, 2015**
- (65) **Prior Publication Data**
US 2016/0335870 A1 Nov. 17, 2016

Related U.S. Application Data

- (60) Provisional application No. 61/924,172, filed on Jan. 6, 2014.
- (51) **Int. Cl.**
G08B 21/02 (2006.01)
G06F 19/00 (2018.01)
(Continued)
- (52) **U.S. Cl.**
CPC **G08B 21/0208** (2013.01); **G06F 19/3418** (2013.01); **G08B 21/02** (2013.01);
(Continued)

- (58) **Field of Classification Search**
None
See application file for complete search history.

(56) **References Cited**

U.S. PATENT DOCUMENTS

- 5,640,147 A * 6/1997 Chek G08B 21/0208
340/573.4
- H001713 H * 3/1998 Pearlman H04W 88/02
340/531

(Continued)

FOREIGN PATENT DOCUMENTS

- CN 102103786 6/2011
- CN 202421817 9/2012

(Continued)

OTHER PUBLICATIONS

The PCT Search Report and Written Opinion dated Apr. 15, 2015 for PCT application No. PCT/CN2015/070178, 13 pages.

(Continued)

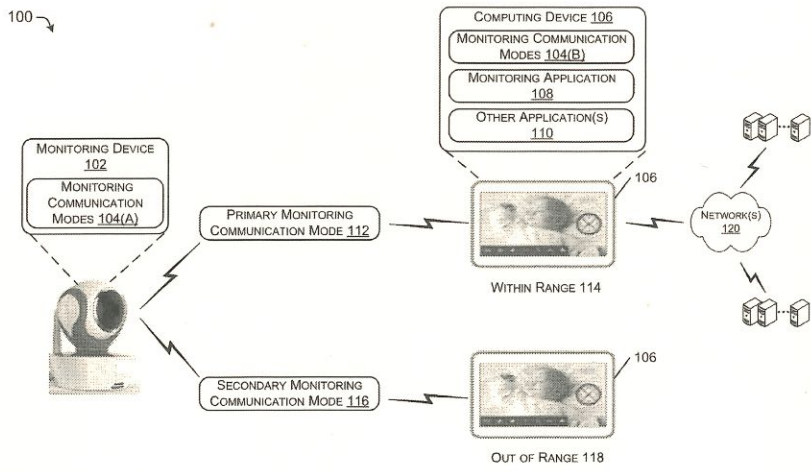
Primary Examiner — Curtis J King

(74) *Attorney, Agent, or Firm* — Lee & Hayes, P.C.

(57) **ABSTRACT**

The techniques and systems described herein determine whether a computing device is within a particular range to communicate with a monitoring device. If the computing device is within the particular range, the computing device is configured to communicate with the monitoring device via a primary monitoring communication mode (e.g., a radio frequency RF channel). If the computing device is outside the particular range, the computing device is configured to communicate with the monitoring device via a secondary monitoring communication mode (e.g., a Wi-Fi channel or a mobile telephone network MTN channel). The computing device receives, from the monitoring device via the primary monitoring communication mode or the secondary monitoring communication mode, monitoring information associated with a monitored subject (e.g., a baby) or associated

(Continued)



with an area in which the monitored subject is located (e.g., a room of a residential dwelling).

18 Claims, 4 Drawing Sheets

(51) Int. Cl.

- H04L 29/06 (2006.01)
- G08B 25/08 (2006.01)
- G08B 21/18 (2006.01)
- H04L 29/08 (2006.01)
- H04W 4/80 (2018.01)
- H04B 17/318 (2015.01)
- H04W 4/02 (2018.01)
- H04W 84/04 (2009.01)
- H04W 84/12 (2009.01)

(52) U.S. Cl.

- CPC G08B 21/182 (2013.01); G08B 25/08 (2013.01); H04B 17/318 (2015.01); H04L 67/125 (2013.01); H04L 69/18 (2013.01); H04W 4/80 (2018.02); H04W 4/023 (2013.01); H04W 84/042 (2013.01); H04W 84/12 (2013.01)

(56)

References Cited

U.S. PATENT DOCUMENTS

6,216,158 B1 4/2001 Luo et al.
 7,136,999 B1* 11/2006 Griffiths H04L 63/0492
 380/270
 7,138,921 B1* 11/2006 Fontaine G08B 13/196
 340/573.4
 7,151,764 B1* 12/2006 Heinonen H04W 48/08
 370/338
 7,272,232 B1 9/2007 Donaldson et al.
 7,454,041 B2* 11/2008 Sukegawa G06K 9/00288
 340/5.53
 7,679,507 B2* 3/2010 Babich G08B 13/19684
 340/506
 8,094,013 B1 1/2012 Lee et al.
 8,542,087 B1 9/2013 Spector
 8,707,201 B1* 4/2014 Aradhye G06F 17/3053
 715/789
 8,825,871 B2* 9/2014 Baum H04N 21/2187
 340/531
 8,954,517 B2* 2/2015 Yoakum H04M 3/53341
 379/88.11
 9,282,587 B2* 3/2016 Winkler H04W 88/02
 9,464,517 B2* 10/2016 Papouras E21B 47/00
 9,817,869 B2* 11/2017 Aradhye G06F 17/3053
 2003/0048222 A1* 3/2003 Schmid H01Q 1/125
 342/359
 2003/0137419 A1* 7/2003 Gehlot G08B 21/028
 340/572.1
 2003/0156027 A1* 8/2003 Seo G08B 13/191
 340/523
 2004/0135879 A1 7/2004 Stacy et al.
 2005/0099294 A1* 5/2005 Bogner A61B 5/0002
 340/540
 2005/0245839 A1* 11/2005 Stivoric G06F 19/3418
 600/549
 2005/0273700 A1* 12/2005 Champion G06F 3/04883
 715/233
 2005/0280704 A1* 12/2005 Clare G08B 13/1672
 348/143
 2006/0009863 A1* 1/2006 Lingemann G05B 15/02
 700/19
 2006/0248554 A1 11/2006 Priddy
 2007/0155375 A1* 7/2007 Kappel H04W 24/04
 455/422.1

2007/0210909 A1* 9/2007 Addy H04L 63/1458
 340/506
 2007/0241911 A1 10/2007 Swan et al.
 2007/0285259 A1 12/2007 Desrosiers et al.
 2007/0285570 A1 12/2007 Desrosiers et al.
 2007/0287394 A1 12/2007 Swan et al.
 2007/0290841 A1* 12/2007 Gross G08C 17/00
 340/539.13
 2008/0074256 A1* 3/2008 Hirai G08B 13/196
 340/541
 2008/0275312 A1* 11/2008 Mosesov A61B 5/0031
 600/300
 2008/0284580 A1* 11/2008 Babich G08B 13/19684
 340/502
 2008/0309765 A1 12/2008 Dayan et al.
 2009/0195655 A1* 8/2009 Pandey G08B 13/19647
 348/158
 2009/0201201 A1* 8/2009 Foster G06Q 10/08
 342/357.75
 2009/0207014 A1* 8/2009 Ayed G08B 13/1427
 340/539.13
 2009/0221261 A1* 9/2009 Soliman H04W 88/04
 455/343.2
 2010/0081895 A1 4/2010 Zand
 2010/0109878 A1 5/2010 Desrosiers
 2010/0121157 A1* 5/2010 Espina A61B 5/411
 600/301
 2010/0159948 A1* 6/2010 Spivey H04L 12/10
 455/456.1
 2010/0195810 A1* 8/2010 Mota H04N 7/186
 379/167.12
 2010/0241018 A1 9/2010 Vogel
 2010/0245087 A1* 9/2010 Gerner G07C 9/00111
 340/541
 2010/0315230 A1* 12/2010 Kwon G08B 25/10
 340/540
 2011/0267462 A1 11/2011 Cheng et al.
 2011/0317007 A1* 12/2011 Kim G08B 17/10
 348/143
 2012/0032797 A1 2/2012 Babineau
 2012/0069827 A1* 3/2012 Lee H04W 52/0274
 370/338
 2012/0072751 A1* 3/2012 Das H04W 52/0229
 713/323
 2012/0105229 A1* 5/2012 Kates G08B 13/183
 340/541
 2012/0120858 A1* 5/2012 Das H04W 52/0229
 370/311
 2012/0268267 A1* 10/2012 Anderson B60R 25/1004
 340/539.1
 2012/0327229 A1* 12/2012 Poder G08B 13/2491
 348/143
 2013/0107029 A1 5/2013 Knasel et al.
 2013/0169735 A1 7/2013 Barker et al.
 2013/0250080 A1* 9/2013 Farrell G08B 21/0216
 348/77
 2013/0297330 A1* 11/2013 Kamen G06F 19/323
 705/2
 2014/0062706 A1* 3/2014 Frazier G08B 13/194
 340/632
 2014/0132416 A1* 5/2014 Hansson G08B 21/14
 340/632
 2014/0155118 A1* 6/2014 Tsuda H04W 88/06
 455/522
 2014/0184408 A1* 7/2014 Herbst G08B 25/016
 340/539.12
 2014/0192135 A1 7/2014 Babineau et al.
 2014/0230755 A1* 8/2014 Trenkle A01K 27/009
 119/859
 2014/0232541 A1* 8/2014 Trenkle G08B 25/10
 340/539.13
 2014/0253708 A1* 9/2014 Allen G08B 21/24
 348/77
 2015/0009029 A1 1/2015 Martin
 2015/0022355 A1* 1/2015 Pham G08B 17/06
 340/541

(56)

References Cited

U.S. PATENT DOCUMENTS

2015/0038072 A1 2/2015 Cordier et al.
 2015/0045634 A1* 2/2015 Goldberg A61B 5/6838
 600/301
 2015/0061866 A1 3/2015 Lee et al.
 2015/0091722 A1* 4/2015 Poder G08B 13/2491
 340/517
 2015/0094544 A1* 4/2015 Spolin A61B 5/7275
 600/301
 2015/0133747 A1* 5/2015 Spolin A61B 5/7275
 600/301
 2015/0157263 A1* 6/2015 Workman G08B 21/0211
 600/324
 2015/0161836 A1* 6/2015 Park G07C 9/00134
 340/5.51
 2015/0207796 A1* 7/2015 Love H04L 63/10
 600/345
 2015/0282061 A1* 10/2015 Matthews H04W 4/22
 455/404.2
 2016/0035205 A1* 2/2016 Messenger A61B 5/746
 340/539.15
 2016/0037482 A1* 2/2016 Higgins H04W 68/005
 455/414.1
 2016/0071389 A1* 3/2016 Sun G08B 21/0208
 340/539.15

2016/0284176 A1* 9/2016 Harrington G08B 7/06
 2017/0039834 A1* 2/2017 Moller G08B 21/0227
 2018/0047279 A1* 2/2018 Probin G08B 25/008

FOREIGN PATENT DOCUMENTS

CN 102855733 1/2013
 CN 103237292 8/2013
 GB 2396043 6/2004
 WO WO2004109992 12/2004

OTHER PUBLICATIONS

The Extended European Search Report dated Oct. 17, 2017 for European Patent Application No. 15733112.5, 11 pages.
 The Partial Supplementary European Search Report dated Jul. 14, 2017 for European Patent Application No. 15733112.5, 11 pages.
 Office Action for U.S. Appl. No. 15/109,797, dated Jul. 26, 2017, Yum, "Dual Mode Baby Monitoring", 13 pages.
 The European Office Action dated Oct. 1, 2018 for European Patent Application No. 15733112.5, a counterpart foreign patent application of the U.S. Appl. No. 15/109,797, 4 pages.
 The European Office Action dated Jan. 21, 2020 for European Patent Application No. 15733112.5, a counterpart of U.S. Appl. No. 15/109,797, 3 pages.

* cited by examiner

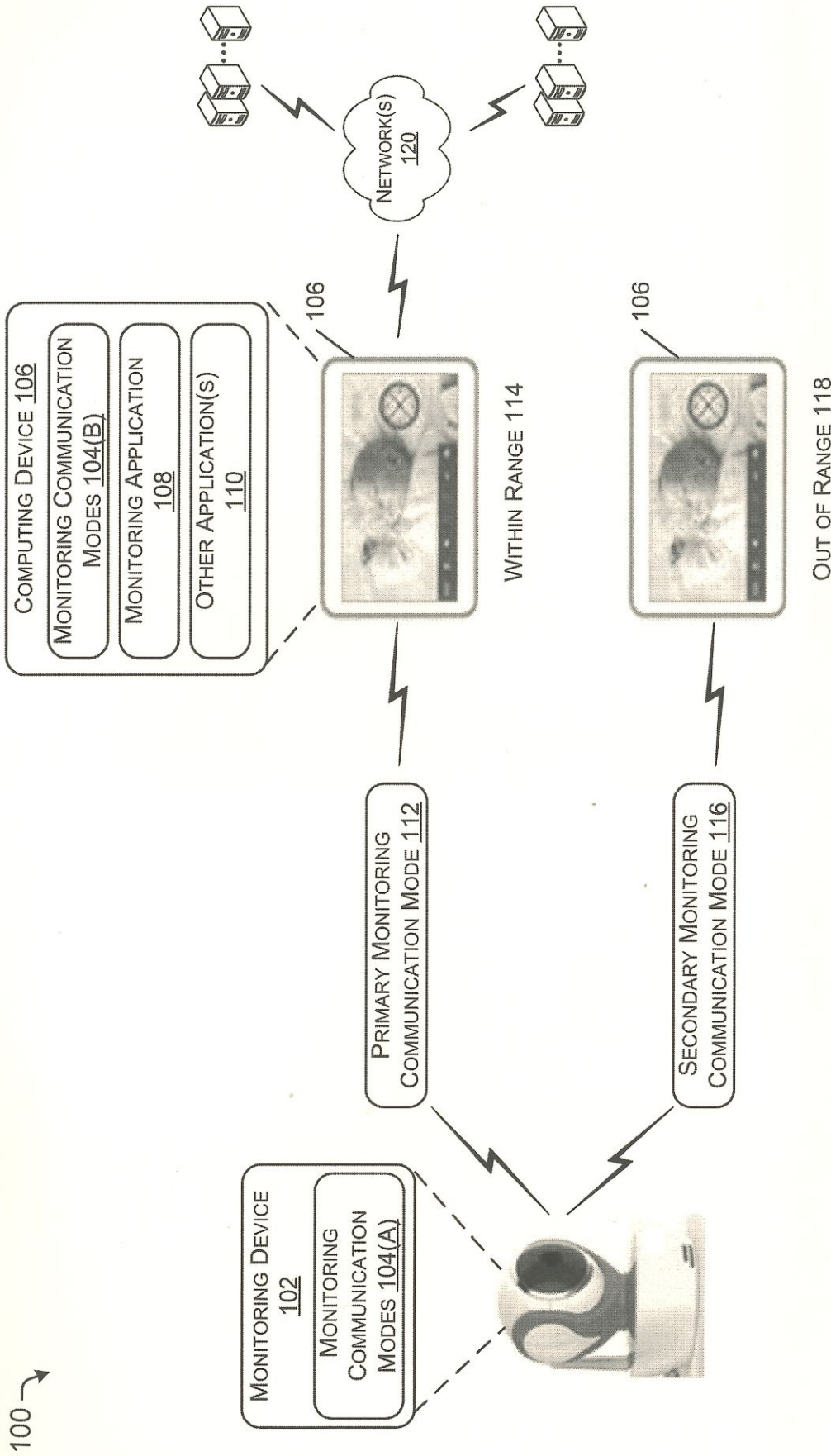


FIG. 1

200 ↘

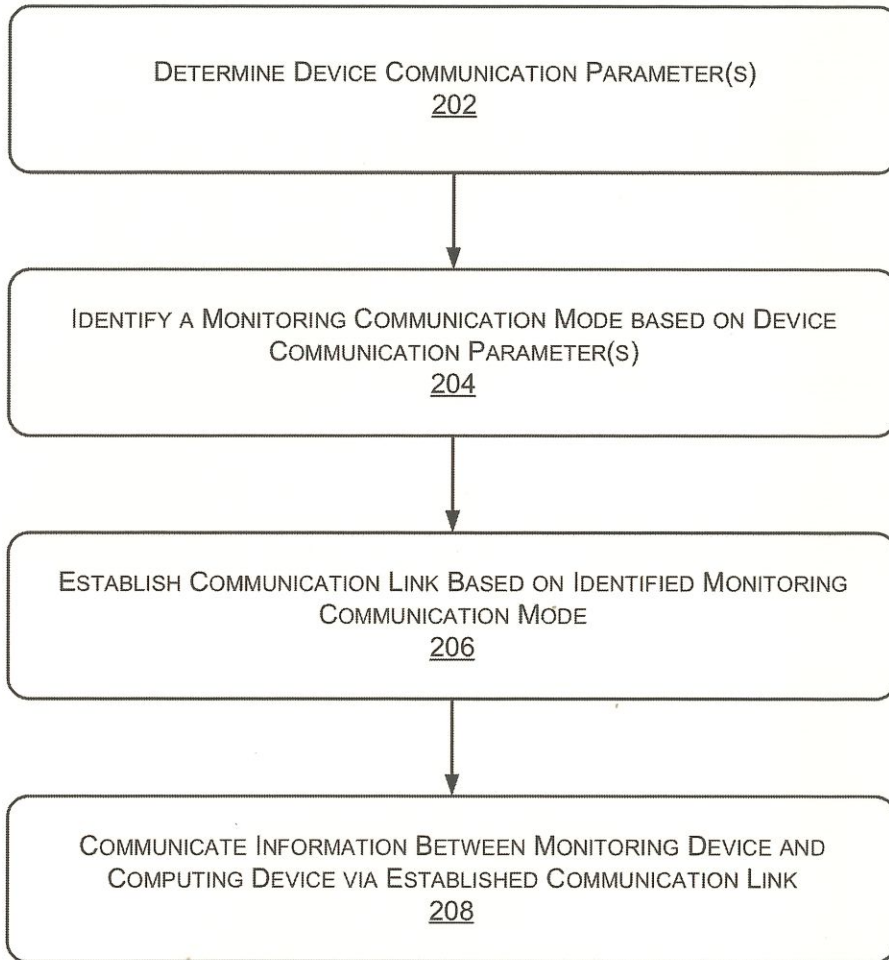


FIG. 2

300 ↘

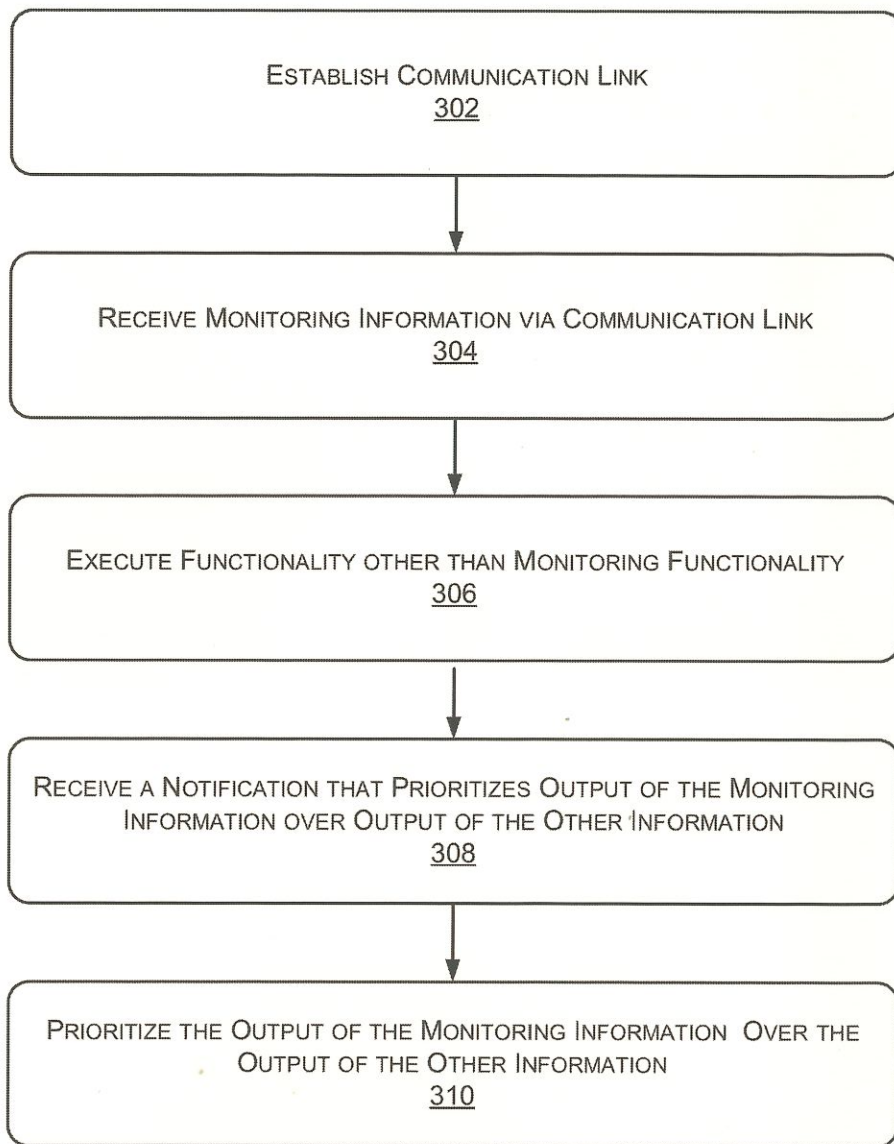


FIG. 3

400 ↘

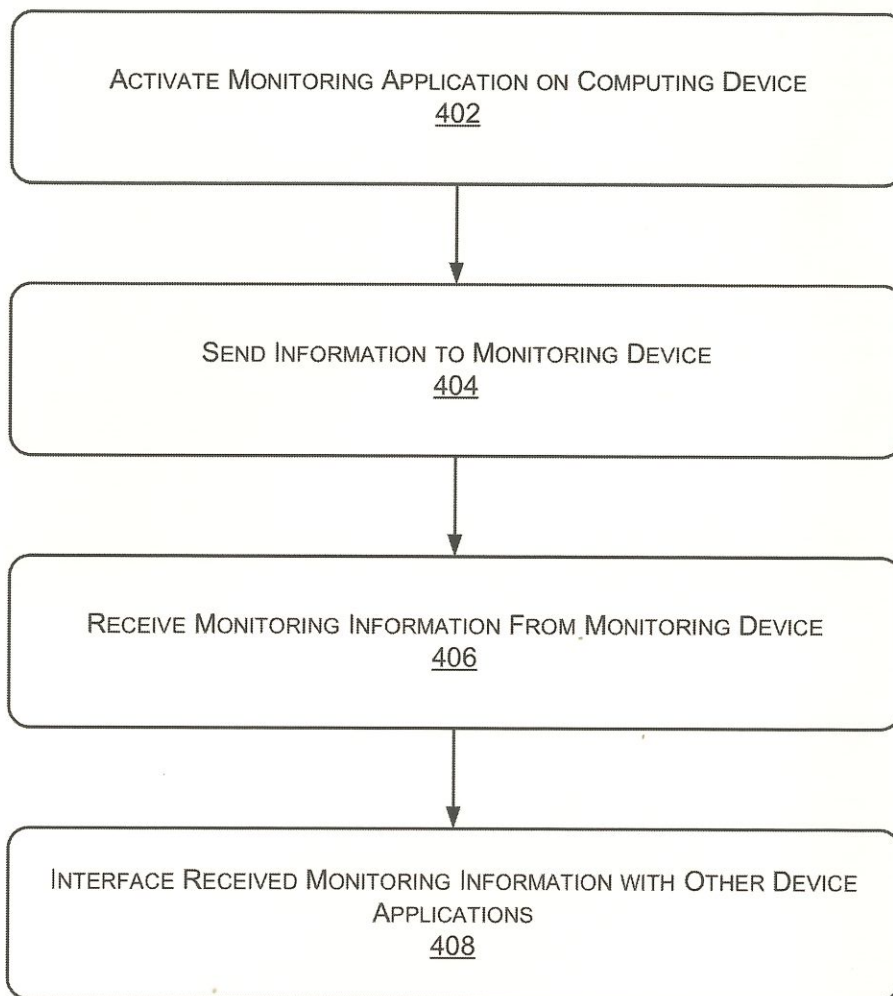


FIG. 4

1

DUAL MODE BABY MONITORING

PRIORITY APPLICATION

This Application is a 35 U.S.C. § 371 National Stage Entry of and claims priority from PCT Application Serial No. PCT/CN2015/070178, titled "Dual Mode Baby Monitoring", filed on Jan. 6, 2015, which claims priority from U.S. Provisional Application No. 61/924,172, filed Jan. 6, 2014, and entitled "Dual Mode Baby Monitoring," the entirety of which are incorporated herein.

BACKGROUND

Conventional baby monitoring techniques typically use a device that is dedicated to baby monitoring and that is unable to perform other functionality (e.g., web browsing, receiving emails, gaming, etc.). In many instances, a personal device (e.g., a smartphone, a tablet, etc.) of a parent is unable to be used to reliably and efficiently receive baby monitoring information.

SUMMARY

The techniques and systems described herein determine whether a computing device is within a particular range to communicate with a monitoring device. If the computing device is within the particular range, the computing device is configured to communicate with the monitoring device via a primary monitoring communication mode (e.g., a radio frequency RF channel). If the computing device is outside the particular range, the computing device is configured to communicate with the monitoring device via a secondary monitoring communication mode (e.g., a Wi-Fi channel or a mobile telephone network MTN channel). The computing device receives, from the monitoring device via the primary monitoring communication mode or the secondary monitoring communication mode, monitoring information associated with a monitored subject (e.g., a baby) or associated with an area in which the monitored subject is located (e.g., a room of a residential dwelling).

In various examples, the computing device may receive a notification from the monitoring device, the notification being associated with the monitoring device detecting a threshold amount of monitoring information (e.g., a threshold amount of motion, a threshold amount of noise, etc.). In response to receiving the notification, the computing device may prioritize the output of at least part of the monitoring information over other information currently being output at the computing device.

BRIEF DESCRIPTION OF THE DRAWINGS

The detailed description is set forth with reference to the accompanying figures. In the figures, the left-most digit(s) of a reference number identifies the figure in which the reference number first appears.

FIG. 1 is a diagram showing an example environment that implements the monitoring techniques and systems discussed herein.

FIG. 2 illustrates an example process that determines in which one of multiple monitoring communication modes to operate a device.

FIG. 3 illustrates an example process that prioritizes monitoring functionality of a device over other device functionality.

2

FIG. 4 illustrates an example process that interfaces received monitoring information with other applications on a device (e.g., via one or more application program interfaces).

DETAILED DESCRIPTION

This disclosure describes techniques and systems configured to operate devices in dual monitoring communication modes for purposes of monitoring a baby. While the embodiments and examples provided herein are discussed with respect to a baby, they may also be applied to monitoring a toddler, a grandparent, a patient, or another individual to be monitored. In various embodiments, the systems include a monitoring device configured to monitor the baby in a particular area. For example, the particular area may include, but is not limited to, a crib (e.g., when the baby is sleeping or should be sleeping), a baby room, a play area (e.g., when the baby is playing with toys), etc. The systems may also include a computing device configured to communicate with the monitoring device in at least two different monitoring communication modes (e.g., dual monitoring communication modes). A communication mode may be one of a variety of communication channels or protocols. The computing device may be used by a monitoring person (e.g., a parent of the baby) to receive monitoring information from the monitoring device.

In various embodiments, the computing device may also be configured to simultaneously perform other functionality in addition to continually receiving monitoring information. For example, the computing device may be configured to perform web browsing, online gaming, video streaming, etc. Thus, the computing device described herein may be a device optimized for, or dedicated to, monitoring a baby, but the computing device may also provide a parent with the convenience of executing other functionality. In various embodiments, the computing device may be configured (e.g., pre-loaded) with a variety of applications designed for parenting. Accordingly, the computing device described herein provides reliable monitoring while also allowing a parent to use the computing device to perform other functionality configured on the computing device.

FIG. 1 is a diagram showing an example environment that implements the techniques and systems discussed herein, in accordance with various embodiments. The environment 100 includes a monitoring device 102 configured to operate in at least two possible monitoring communication modes 104(A). In various embodiments, the monitoring device 102 operates in a single monitoring communication mode at a given time. For instance, the monitoring device 102 may be configured to communicate with a computing device 106 via one or both of the monitoring communication modes 104(A). Correspondingly, the computing device 106 is also configured to operate in at least two possible monitoring communication modes 104(B). The computing device may also be configured to operate a monitoring application 108 and other application(s) 110 (e.g., baby apps, gaming apps, social media apps, browsing apps, e-reading apps, etc.), as further discussed herein. In various embodiments, the monitoring device 102 and the computing device 106 each operate in one of the two possible communication modes at a given time.

As illustrated in FIG. 1, the monitoring device 102 and the computing device 106 may communicate (e.g., receive and/or transmit information to one another) in a primary monitoring communication mode 112 (e.g., communication link, communication channel, etc.) if the computing device 106 is

within a particular communication range 114 of the monitoring device 102. For example, the monitoring device 102 and the computing device 106 may communicate via the primary monitoring communication mode 112 when the monitoring device 102 is in a room of a house where the baby is sleeping and the computing device 106 is in a separate room of the same house where a parent of the baby is web browsing via the computing device 106 the living room or the parent's bedroom). Further, the monitoring device 102 and the computing device 106 may communicate in a secondary monitoring communication mode 116 if the computing device 106 is outside the particular communication range 118 of the monitoring device 102. For example, the monitoring device 102 and the computing device 106 may communicate via the secondary monitoring communication mode 116 when the monitoring device 102 is in a room of a house where the baby is sleeping and the computing device 106 is with a parent who is across the street talking to a neighbor.

In various embodiments, the computing device 106 may comprise, but is not limited to, any one of a variety of devices, such as a smartphone, a tablet computer, a mobile phone, a personal digital assistant (PDA), an electronic book device, a laptop computer, a desktop computer, a portable computer, a gaming console, a personal media player device, a server computer or any other electronic device that may be configured or receive monitoring information from the monitoring device 102 for purposes of baby monitoring.

Therefore, the computing device 106 includes one or more processors and memory. In various embodiments, the memory includes an operating system (e.g., Android®, Windows®, iOS®) that is configured to manage hardware and services within and coupled to a device for the benefit of other modules, components and devices. The processor(s) may be a single processing unit or a number of units, each of which could include multiple different processing units. The processor(s) may include a microprocessor, a micro-computer, a microcontroller, a digital signal processor, a central processing unit (CPU), a graphics processing unit (GPU), a security processor etc. Alternatively, or in addition, some or all of the techniques described herein can be performed, at least in part, by one or more hardware logic components. For example, and without limitation, illustrative types of hardware logic components that can be used include a Field-Programmable Gate Array (FPGA), an Application-Specific Integrated Circuit (ASIC), an Application-Specific Standard Products (ASSP), a state machine, a Complex Programmable Logic Device (CPLD), other logic circuitry, a system on chip (SoC), and/or any other devices that perform operations based on instructions. Among other capabilities, the processor(s) may be configured to fetch and execute computer-readable instructions stored in the memory.

The memory may include one or a combination of computer-readable media. As used herein, "computer-readable media" includes computer storage media and communication media. Computer storage media includes volatile and non-volatile, removable and non-removable media implemented in any method or technology for storage of information, such as compute readable instructions, data structures, program modules, or other data. Computer storage media includes, but is not limited to, phase change memory (PRAM), static random-access memory (SRAM), dynamic random-access memory (DRAM), other types of random access memory (RAM), read only memory (ROM), electrically erasable programmable ROM (EEPROM), flash memory or other memory technology, compact disk ROM

(CD-ROM), digital versatile disks (DVD) or other optical storage, magnetic cassettes, magnetic tape, magnetic disk storage or other magnetic storage devices, or any other medium that can be used to store information for access by a computing device. In contrast, communication media includes computer-readable instructions, data structures, program modules, or other data in a modulated data signal, such as a carrier wave. As defined herein, computer storage media does not include communication media.

In various embodiments, the monitoring device 102 is configured to receive information from one or more sensors, process and/or store the information, and transmit the information to the computing device 106. For example, the monitoring device 102 may comprise, or in some way be coupled to, a camera (e.g., with one or more imaging sensors) that can capture imagery (e.g., video) of the baby and/or still images of the baby. In another example, the monitoring device 102 may comprise, or in some way be coupled to, temperature sensors configured to measure and communicate a temperature of the area in which the baby is located. In yet another example, the monitoring device 102 may comprise, or in some way be coupled to, noise or audio sensors (e.g., a microphone) configured to determine when the baby is making noise (e.g., a baby is crying).

In various embodiments, the monitoring device 102 is configured with logic to process and store information received from the sensors. The logic may also be configured to process information received from the computing device 106 (e.g., a parent's voice, a download of a particular song). The monitoring device 102 may output audio via one or more speakers. Accordingly, the monitoring device 102 may also include one or more processors and memory as discussed above with respect to the computing device 106.

In various embodiments, the primary monitoring communication mode 112 is a dedicated communication channel or communication link for monitoring. In some instances, the primary monitoring communication mode 112 is configured to provide one or more of higher quality monitoring information (e.g., high definition video of a baby sleeping), interference-free communication, and greater reliability compared to the secondary monitoring communication mode 116. For example, the primary monitoring communication mode 112 may comprise a radio frequency (RF) communication channel or communication link (e.g., a 2.4 GHz wireless technology). The secondary monitoring communication mode 116 may comprise a Wi-Fi communication channel or communication link or a mobile telephone network (MTN) communication channel or communication link. Consequently, devices (e.g., the monitoring device 102 and the computing device 106) that communicate via the primary monitoring communication mode 112 instead of the secondary monitoring communication mode 116 may (i) experience longer battery life, (ii) include higher fidelity, (iii) be less prone to disconnect, (iv) minimize latency, etc.

In various embodiments, while operating in the primary monitoring communication mode 112 to implement monitoring functionality (e.g., receiving video of a baby sleeping in a crib), the computing device 106 may also be configured to simultaneously communicate with remote devices via one or more network(s) 120 to perform functionality other than the monitoring functionality. In some embodiments, the remote devices may include one or more servers or other computing devices that operate within a network service (e.g., a cloud service). The network(s) 120 may include the Internet, a Mobile Telephone Network (MTN) or other various communication technologies.

FIGS. 2, 3 and/or 4 illustrate example processes depicted as logical flow graphs, which represent a sequence of operations that can be implemented in hardware, software, firmware, or a combination thereof. In the context of software, the operations represent computer-executable instructions that, when executed by one or more processors, configure a computing device to perform the recited operations. Generally, computer-executable instructions include routines, programs, objects, components, data structures, and the like that configure a computing device to perform particular functions or implement particular abstract data types. In some embodiments, any or all of the operations may be implemented in whole or in part by hardware (e.g., as an ASIC, a specialized processing unit, etc.) to execute the described functions. In some instances, the functions and/or modules are implemented as part of an operating system. In other instances, the functions and/or modules are implemented as part of a device driver (e.g., a driver for a touch surface), firmware, and so on. The order in which the operations are described is not intended to be construed as a limitation, and any number of the described operations can be combined in any order and/or in parallel to implement the processes. The example operations in FIGS. 2, 3 and/or 4 may be described with reference to the components and/or elements illustrated in FIG. 1.

FIG. 2 illustrates an example process 200 that determines in which one of multiple monitoring communication modes to operate devices (e.g., the monitoring device 102 and the computing device 106).

At 202, the monitoring application 108 determines device communication parameter(s) for the computing device 106 and/or the monitoring device 102. For example, the monitoring application 108 may determine whether the computing device 106 is within a communication range (e.g., twenty meters, fifty meters, seventy meters, one hundred meters and so forth) of the monitoring device 102 so that the primary monitoring communication mode 112 can be used (e.g., high quality video, less drain on battery power of devices, etc.). In some instances, the communication range may completely encompass a residential dwelling (e.g., a house) where a baby and the parents live and/or may be defined by RF communication limits. Thus, the monitoring application 108 may evaluate the strength of a signal (e.g., RF communication channel) to determine a device communication parameter. If the computing device 106 is outside the communication range (e.g., outside a defined area or not receiving a signal of sufficient strength), then the secondary monitoring communication mode 116 may be used for monitoring purposes. In various embodiments, the monitoring application 108 determines the device communication parameters in response to an instruction received at the computing device 106 from a monitoring person (e.g., a parent). In alternative embodiments, the monitoring application 108 determines the device communication parameters automatically (e.g., periodic schedule, in response to the computing device 106 transitioning from in range 114 to out of range 118, etc.). The device communication parameters may be determined using any one of a variety of device positioning or location techniques (e.g., global positioning systems) or signal strength.

At 204, the monitoring application 108 identifies a monitoring communication mode in which to operate the monitoring device 102 and the computing device 106 based on the device communication parameters determined in 202. For example, if the computing device 106 is within a particular communication range of the monitoring device 102, the monitoring application 108 may configure the

computing device 106 to communicate with the monitoring device 106 via the primary monitoring communication mode 112. If the computing device 106 is outside the particular communication range of the monitoring device 102 (or moves outside the particular communication range of the monitoring device 102), then the monitoring application 108 may configure the computing device 106 to communicate with the monitoring device 106 via the secondary monitoring communication mode 116.

At 206, the monitoring application 108 establishes a communication link or a communication channel based on the identified monitoring communication mode (e.g., the primary monitoring communication mode 112 or the secondary monitoring communication mode 116).

At 208, the monitoring application 108 communicates with the monitoring device 102 via the established communication link (e.g., receives information from, and/or transmits information to, the monitoring device 102).

FIG. 3 illustrates an example process 300 that prioritizes monitoring functionality of a device (e.g., the computing device 106) over other device functionality.

At 302, the monitoring application 108 establishes a communication link or a communication channel with the monitoring device 106 (e.g., in the primary monitoring communication mode 112 or the secondary monitoring communication mode 116).

At 304, the monitoring application 108 receives monitoring information via the established link. For example, the monitoring information may include, but is not limited to, streaming video (e.g., of a crib where a baby sleeps), temperature information (e.g., of a room in a house where the crib is located), and so forth. In various embodiments, the monitoring information may be communicated from the monitoring device 102 to the computing device 106 continuously or in accordance with a periodic schedule (e.g., every five seconds, ten seconds, thirty seconds, one minute, ten minutes, etc.).

At 306, the computing device 106 may execute functionality (e.g., the other application(s) 110) other than the monitoring functionality. For instance, a display or output of a monitoring interface that allows a parent to view a sleeping baby (e.g., the streamed video) and/or the temperature of a room, may no longer be the main focus on the display screen of the computing device 106 (e.g., the streaming video may be minimized or run as a background process or a standby mode). Instead, a large portion of the display screen of the computing device 106 may be used to output information related to web browsing, gaming, social media applications, streaming music, etc. (e.g., the functionality other than the monitoring functionality). In some embodiments, the execution of the functionality other than the monitoring functionality may use a network connection established via the one or more network(s) (e.g., an Internet connection, a Wi-Fi connection, an MTN connection, etc.). Thus, in a scenario where the computing device 106 is within the predefined range of the monitoring device 102 and communicating via the primary monitoring communication mode 112, the computing device 106 may be configured to receive the monitoring information via an RF communication channel (e.g., 2.4 GHz) while permitting the user (e.g., a parent) of the computing device 106 to simultaneously browse the Internet via a different communication channel (e.g., a Wi-Fi connection).

At 308, the monitoring application 108 receives a notification, e.g., from the monitoring device 102, that prioritizes the output of the monitoring information at the computing device 106 over other information related to the function-

ality other than the monitoring functionality. That is, the monitoring device 102 may generate and communicate the notification to alert a parent of the computing device 106 of a potential issue with the baby. For example, the monitoring device 102 may generate and communicate the notification to alert the parent when one or more sensors detect a threshold amount of motion (e.g., the baby sits up or rolls over, etc.). In another example, the monitoring device 102 may generate and communicate the notification to alert the parent when one or more sensors detect a threshold amount of noise (e.g., the baby begins to cry or talk compared to soft sounds associated with breathing). In yet another example, the monitoring device 102 may generate and communicate the notification to alert the parent when one or more sensors detect that the temperature of the room has passed a minimum threshold temperature (e.g., sixty-five degrees Fahrenheit, seventy-two degrees Fahrenheit, etc.) or a maximum threshold temperature (e.g., eighty degrees Fahrenheit, eighty-four degrees Fahrenheit, etc.).

In some embodiments, the computing device 106 may receive the sensed information from the monitoring device 102 and the computing device 106 may analyze the information to determine whether a notification is to be output to alert the parent (e.g., the computing device 106 determines if the sensed information meets or exceeds the thresholds discussed above).

Accordingly, the computing device 106 is configured to receive the notification from the monitoring device 102 via the established communication link (e.g., an RF communication channel or a Wi-Fi communication channel). The monitoring device 102 may be configured to send a notification to the computing device 106 in response to detecting a crying baby, detecting potentially dangerous baby movement, detecting a person other than the monitoring parent (e.g., a stranger, an intruder, a nanny, a spouse) entering the room and/or approaching the baby. In some instances, the monitoring device 102 may be configured to perform recognition techniques (facial recognition, height/weight recognition) to identify the person and determine whether the person is a known person who is supposed to be checking on the baby (e.g., a nanny or a spouse) or an unknown dangerous person (e.g., a stranger or an intruder).

At 310, the monitoring application 108 prioritizes the output of the monitoring information over the output of the other information related to the functionality other than the monitoring functionality. For example, since viewing streaming video of a baby moving and/or crying is typically more important than other functionality (e.g., checking social media posts, shopping online, etc.), the monitoring application 108 may provide a notification informing the parent to prioritize, or focus, on the monitoring information. Or the monitoring application 108 may automatically maximize, or bring to the forefront, a monitoring interface that displays the monitoring information and allows the parent to view the streamed video, to hear the audio/noise in the room, to view the temperature of the room, and so forth.

FIG. 4 illustrates an example process 400 that interfaces received monitoring information with other applications on a device (e.g., via one or more application program interfaces APIs).

At 402, the computing device 106 activates the monitoring application 108. For example, the computing device 106 may receive an instruction to configure and operate the monitoring application 108. The instruction may be received from a user at the computing device 106 (e.g., a user selection of the monitoring application 108) or the instruction may be received from another device such as the

monitoring device 102 (e.g., the parent turns on the monitoring device 102 which may then automatically send the instruction to the computing device).

At 404, the monitoring application 108 may send information from the computing device 106 to the monitoring device 102. For example, a parent operating the computing device 106 may select music (e.g., lullabies) stored on the computing device or to be downloaded to the computing device 106 via networks 120, and the monitoring application 108 may send the music to the monitoring device 102 to be output (e.g., play the music to help the baby fall asleep). In another example, the information may indicate a type of monitoring information the parent wishes to receive at the computing device 106 (e.g., one or more of streaming video, temperature of room, audio in room, a notification when someone enters the room, etc.).

At 406, the monitoring application 108 receives the monitoring information from the monitoring device 102. For instance, the monitoring device 102 may send the monitoring information to the computing device 106 for a predetermined period of time (e.g., one hour, two hour, etc.) or until an instruction from a parent indicating to stop the monitoring is received. In some implementations, the monitoring information is stored at the computing device 106.

At 408, the monitoring application 108 is configured to provide access (e.g., interface) to the received monitoring information. For example, other device applications 110 (e.g., social media applications, other baby applications, etc.) may access, evaluate and/or process the monitoring information received (e.g., imagery, sounds, temperature, etc.). For example, a particular application may determine and/or identify a baby photo or a baby video of the day to place in calendar or post to a social media timeline. As part of the photo or video identification process, the monitoring device 102 and/or the computing device 106 may be configured to recognize a person in a photo or video with a baby (e.g., facial recognition techniques). Consequently, baby photos with a mother and baby photos with a father can be sorted, for example.

In various embodiments, the monitoring application 108 may be configured to upload streaming video from the monitoring device 102 to a ME server.

As discussed above, the computing device 106 may be configured (e.g., pre-loaded) with a variety of applications directed to parenting. Thus, users of the computing device 106 are provided with a complete and dedicated parenting experience that is convenient and easy to use. The following describes example applications executable on the computing device 106 that are directed to parenting. In some implementations, the applications may use monitoring information received from the monitoring device 102.

The following describes example applications executable on the computing device 106 that may use monitoring information received from the monitoring device 102. In various embodiments, the apps described below may be individual apps on the computing device 106. In alternative embodiments, two or more of the apps described below may be part of a single app on the computing device 106.

A baby bonding app allows parents to store and update, over time, content (e.g., photos and videos) related to a baby.

A baby calendar app allows parent to identify and/or capture "a baby photo or video of the day" or a "baby sound of the day" (e.g., based on the monitoring information). For example, the baby calendar app may allow a parent to review a set of photos captured in a day (e.g., one hundred photos) and populate a baby calendar with a photo from each day. Moreover, the baby calendar app may allow a parent to

add their own notes or captions to a photo or a video (e.g., "today Joe started rolling over in his bed.").

A baby milestone tracker app is configured to log or record growth of the baby (e.g., increases in height or weight) or particular events (e.g., date baby begins crawling, date baby begins walking, date potty training commences, etc.). Accordingly, the parents can use the logged information to generate a growth chart with pictures and/or an event timeline.

A baby stories app that allows parents to extract precious moments from a timeline of photos, videos and events, and build a story based on the moments.

A schedule/activity tracker app allows parents to log or record tasks associated with a baby (e.g., diaper changes, feedings, naps, pooping, etc.).

A baby cry translator and analyzer app allows parents to determine an intensity of a baby crying app and determine what may be causing the baby to cry.

A parent support app provides parents with a forum to chat with each other and share photos and videos of a baby. In some implementations, the parent support app may interface with popular social media applications.

A baby e-health app connects the computing device to doctors and/or specific medical information for the baby or general baby medical information.

A task organizer app allows parents to log or record information associated with a baby (e.g., a number of clean diapers at the house, an amount of milk left to feed the baby). The task organizer app may be configured to remind parents to buy products (e.g., diapers, food, milk, etc.) when the stock is low. The task organizer app may also remind parents the time to feed the baby, change diapers, check baby health, etc.

A smart cabinet app locks cabinets, e.g., in the house, in response to a notification indicating a baby is in the house and/or free to move (e.g., walk, crawl) in an area where the cabinets are located.

CONCLUSION

Although the present disclosure may use language that is specific to structural features and/or methodological acts, the invention is not limited to the specific features or acts described herein. Rather, the specific features and acts are disclosed as illustrative forms of implementing the invention. Moreover, provided herein are three appendices (e.g., Appendix A, Appendix B, Appendix C) that provide example embodiments of the techniques and systems discussed above.

What is claimed is:

1. A method comprising:
 - determining, by one or more processors, whether a computing device is within a particular range to communicate with a monitoring device;
 - if the computing device is within the particular range, configuring the computing device to communicate with the monitoring device via a primary monitoring communication mode;
 - if the computing device is outside the particular range, configuring the computing device to communicate with the monitoring device via a secondary monitoring communication mode;
 - receiving, at the computing device and from the monitoring device via the primary monitoring communication mode or the secondary monitoring communication

mode, a notification including monitoring information associated with a baby or associated with an area in which the baby is located;

prioritizing an output of the monitoring information associated with the baby or associated with the area in which the baby is located on the computing device over another output of one or more functionalities of the computing device by generating and communicating an alert notification informing a user to focus on the monitoring information over the one or more functionalities in response to the monitoring information indicating more than a threshold amount of motion, more than a threshold amount of noise, more or less than a threshold temperature, or presence of a person other than a designated person, wherein the output of the monitoring information automatically maximizes or brings to a forefront on the computing device; and simultaneously performing the one or more functionalities configured on the computing device in addition to continually receiving the monitoring information associated with the baby or associated with the area in which the baby is located.

2. The method of claim 1, wherein the primary monitoring communication mode communicates the monitoring information via a radio frequency RF communication channel.

3. The method of claim 1, wherein the secondary monitoring communication mode communicates the monitoring information via at least one of a Wi-Fi communication channel or a mobile telephone network MTN communication channel.

4. The method of claim 1, wherein the particular range encompasses a residential dwelling.

5. The method of claim 1, further comprising using device positioning or device location techniques to determine whether the computing device is within the particular range to communicate with the monitoring device.

6. The method of claim 1, further comprising evaluating a strength of a signal to determine whether the computing device is within the particular range to communicate with the monitoring device.

7. The method of claim 1, wherein the monitoring device comprises a camera configured with one or more sensors to capture video of the baby.

8. A computing device comprising:

- one or more processors; and
- memory storing instructions that, when executed by the one or more processors, cause the computing device to:
 - determine whether the computing device is within a particular range to communicate with a monitoring device;
 - if the computing device is within the particular range, configure the computing device to communicate with the monitoring device via a primary monitoring communication mode;
 - if the computing device is outside the particular range, configure the computing device to communicate with the monitoring device via a secondary monitoring communication mode; and
 - receive a notification from the monitoring device via the primary monitoring communication mode or the secondary monitoring communication mode, wherein the notification includes at least monitoring information associated with one or a baby or associated with an area in which the baby is located;
 - prioritize an output of the monitoring information associated with the baby or associated with the area in which the baby is located on the computing device

11

over another output of other functionality of the computing device by generating and communicating an alert notification informing a user to focus on the monitoring information over the other functionality in response to the monitoring information indicating more than a threshold amount of motion, more than a threshold amount of noise, more or less than a threshold temperature, or presence of a person other than a designated person, wherein the output of the monitoring information automatically maximizes or brings to a forefront on the computing device; and simultaneously perform the other functionality configured on the computing device in addition to continually receiving the monitoring information associated with the baby or associated with the area in which the baby is located.

9. The computing device of claim 8, wherein the primary monitoring communication mode receives the monitoring information via a radio frequency RF communication channel.

10. The computing device of claim 8, wherein the secondary monitoring communication mode receives the monitoring information via at least one of a Wi-Fi communication channel or a mobile telephone network MTN communication channel.

11. The computing device of claim 8, wherein the instructions further cause the computing device to use device positioning or device location techniques to determine whether the computing device is within the particular range to communicate with the monitoring device.

12. The computing device of claim 8, wherein the instructions further cause the computing device to evaluate a strength of a signal to determine whether the computing device is within the particular range to communicate with the monitoring device.

13. The computing device of claim 8, wherein the monitoring device comprises a camera configured with one or more sensors to capture audio and visual information of the baby.

14. One or more non-transitory computer-readable media storing instructions that, when executed by one or more processors, configure a computing device to perform operations comprising:

determine whether the computing device is within a particular range to communicate with a monitoring device;

if the computing device is within the particular range, configure the computing device to communicate with the monitoring device via a primary monitoring communication mode;

12

if the computing device is outside the particular range, configure the computing device to communicate with the monitoring device via a secondary monitoring communication mode;

receive a notification from the monitoring device via the primary monitoring communication mode or the secondary monitoring communication mode, wherein the notification includes at least monitoring information associated with a baby or associated with an area in which the baby is located;

prioritize an output of the monitoring information associated with the baby or associated with the area in which the baby is located on the computing device over an output of other functionality of the computing device by generating and communicating an alert notification informing a user to focus on the monitoring information over the other functionality in response to the monitoring information indicating more than a threshold amount of motion, more than a threshold amount of noise, more or less than a threshold temperature, or presence of a person other than a designated person, wherein the output of the monitoring information automatically maximizes or brings to a forefront on the computing device; and

simultaneously perform the other functionality configured on the computing device in addition to continually receiving the monitoring information associated with the baby or associated with the area in which the baby is located.

15. The one or more non-transitory computer-readable media of claim 14, wherein prioritize display of the monitoring information comprises:

determining that a first priority of the monitoring information is higher than a second priority of the other functionality of the computing device.

16. The one or more non-transitory computer-readable media of claim 14, wherein the monitoring information includes an identity of a person in the area in which the baby is located.

17. The one or more non-transitory computer-readable media of claim 16, wherein the monitoring device comprises a camera configured with one or more sensors to capture audio and visual information of the baby, and the monitoring device is configured to determine, based on the audio and visual information, an identity of the person in the area in which the baby is located.

18. The one or more non-transitory computer-readable media of claim 14, wherein the secondary monitoring communication mode receives communications via at least one of a Wi-Fi communication channel or a mobile telephone network MTN communication channel.

* * * * *



601 West Riverside Avenue, Suite 1400
Spokane, WA 99201

Phone | 509.324.9256
Fax | 509.323.8979

May 3, 2021

Jingjing Xue
jingjing.xue@leehayes.com

Mert Ulusoy
Exclusive Group LLC d/b/a Binatone North America
8720 Castle Creek Parkway East Drive, Suite 131
Indianapolis, IN 46250

Re: Title DUAL MODE BABY MONITORING
Inventors Kenji Yum
Patent No. 10,741,041
Issue Date August 11, 2020
Application No. 15/109,797
Filed July 5, 2016
Ref. No. B090-0002US

Dear Mert:

We are pleased to enclose the ribbon copy of the above-referenced issued utility patent. We appreciate the opportunity to assist you in obtaining patent protection for Binatone Electronics International Limited's intellectual properties, and would like to extend our congratulations to the inventor for this accomplishment.

The U.S. patent laws presently require periodic maintenance fees prior to the 3 ½, 7 ½, and 11 ½ year anniversaries of the patent issue date. Failure to pay the maintenance fees will result in early termination of the patent. We have docketed to pay the maintenance fees unless we receive instructions to the contrary. The maintenance fees are set to be paid at the times stated below:

3 ½ : February 11, 2024
7 ½ : February 11, 2028
11 ½ : February 11, 2032

Assuming the maintenance fees are paid, your patent will expire 20 years (plus any applicable patent term extension) after the original filing date.

As always, we appreciate the opportunity to assist you in seeking patent protection for Binatone Electronics International Limited's intellectual properties and we look forward to working with you again soon.

Very Truly Yours,

Jingjing Xue

Enclosure: Ribbon Copy of Above-Referenced Issued Patent