



# 5 Easy Steps to Loving your Living Room



[WWW.RUBYSHOMESTORE.COM.AU](http://WWW.RUBYSHOMESTORE.COM.AU)

JANE FONTI



# Rubys Home Store

Ruby's Home Store is a delightful, eclectic British and Australian designer homewares store offering quirky décor and beautiful gifts.

Owner Jane offers genuine and caring personal service, shipping your quality goodies quickly and lovingly wrapped.

Hello I'm Jane, the real person behind Ruby's Home Store. I'd love to share my story with you over a cup of tea, however I'm the only Pom that hates the stuff, so for now, I'll let you read on.

I came to Australia 14 years ago. There is always high demand for nurses so I was lucky to be accepted. My caring nature is suited to nursing, and is well and truly in my blood, but I've always had a hankering for something more creative.

When the timing was right I took the leap and followed my dream of owning a homewares store. Life can be short, and it was my time to create the life I always wanted for myself.



Over the years, I've been that crafty person, always trying their hand at something new, following the latest trends and creating something for my home. My home is my design playground. Taking the same care and attention as I applied to nursing, I move things around constantly, perfecting my style and changing the mood of a room. I have a great eye for colour and design and get inspiration from the world around me. Experience, expensive mistakes and making many rental properties home has taught me easy ways to make a house a home so I would love to share them with you.

*Lots of Love*

*Jane x*



# 1 Change your expectations



How often do you flick through books and glossy magazines wishing you had the perfect living room?

Ask yourself is there really such a thing as the perfect room?



Do you think the rooms that we dream of would look just as perfect in real life or are even practical for the real lives we live ?

Do you worry too much about what other people think?

Are you running round like a crazy person with the vacuum and duster when people are due?

Do you really think your visitors care that much? Didn't they come to see you?





# 1 cont.

Your living room should be a number of things:

Comfortable and welcoming.

A room your family can enjoy.

A safe place and a sanctuary

Where we can be what we want to be.



Consider how lucky we are to have a roof over our heads that we call home?

Will it feel like home if the sofa were white like in the magazine so you can't relax and put our feet up?

Does this photo fill you with visions of horror?!



Your visitors are probably envious of your house because they won't notice the bits about it that bother you.

So, STOP focusing on the things you hate about the room and start looking for the things you LOVE.

Then make the best of those features.

Start looking for the things you love!



## 2 Lighten the room




Buy a tin of white paint, turn up the music loud, persuade a friend or two to come and help and paint the walls.

Do you have pieces of old dark furniture? Spruce them up with chalk paint. It's really not hard.

Search Marketplace or Gum Tree for items like side tables or coffee tables that can be upcycled.

Open the curtains, clean the windows, remove unnecessary heavy or dark curtains. If needed for privacy, consider light sheer curtains or blinds which need not be expensive.



My living room before & after



### Can't change them?

Dark floor?

Light rug

Dark lounge?

Light throw

Dark table?

Light cloth



A mirror reflects more light into the room



# 3 Clear the Clutter



Just by clearing away some of your clutter you will create a sense of visual calm making you feel so much better about the way your room looks.



Remove decorative items from shelves and surfaces giving them a good clean as you go.

Put a few back at a time until you get the right balance between busy and boring.

No need to throw all your precious things away unless you want to do a Marie Kondo, just put them in a box and swap things over from time to time.

You can always get the mother in laws wedding gift out when you know she is coming to visit. Don't let it make you miserable all the time!

I love magazines too but there really is no need to keep them all in piles beside the sofa!

Put remote controls, hand cream and other bits and bobs in a drawer or basket.

Have a look at your furniture and whether you need to use all of it. We need space around us to breath and allow flow of traffic through the room.



Allow space around you to breath





# 4 Add a focal point



What is the first thing you see when you walk into the room. What draws your eye?

If your answer is the TV then something needs to be done!



You may be lucky and have a fabulous fireplace or an amazing view which are your focal point.

If not add a new statement piece or reposition an item you already have tucked away.

Consider a light fitting or new lampshade, a piece of artwork, a mirror, a large plant or something else that gives that WOW factor.

Do you have a collection or a family heirloom? Then display them, or some of them (remembering tip 1) to let your room reflect who you are.



A focal point draws the eye where you want it



# 5 Use cushions for 'pops' of colour

Adding cushions is a great way to add some colour and interest quickly.

But how do you know which colours to use?

Do you have an item you love? It may be your statement piece. An artwork or some fabric that is already in the room.

If not choose a new piece ensuring it tones or has colours within it of your existing carpet, lounge, wall colour etc.

Let's use this gorgeous cushion as an example.

This can be used on a beige, white, navy, or grey lounge.



You could choose maybe 2 of the following for accent cushions:

royal blue  
petrol blue  
red  
dark pink

light blue  
navy  
burgundy  
spring green

Stripes, checks, or plain cushions would be great too.

Perhaps some with some texture such as knit, fringes or velvet to give another interest.



I currently have a pale pink sofa as it fitted beautifully into our last house with a purple feature wall, it was a bargain and the most comfortable thing. I will get it upholstered one day but .... In the meantime, I chose a statement cushion with the same shade of pink in the pattern.





# Always here to help

I hope once these ideas have been put into place you will fall back in love your living room again.

I would LOVE to see the results.



Am always happy to help you  
to find items that work well in  
your space.



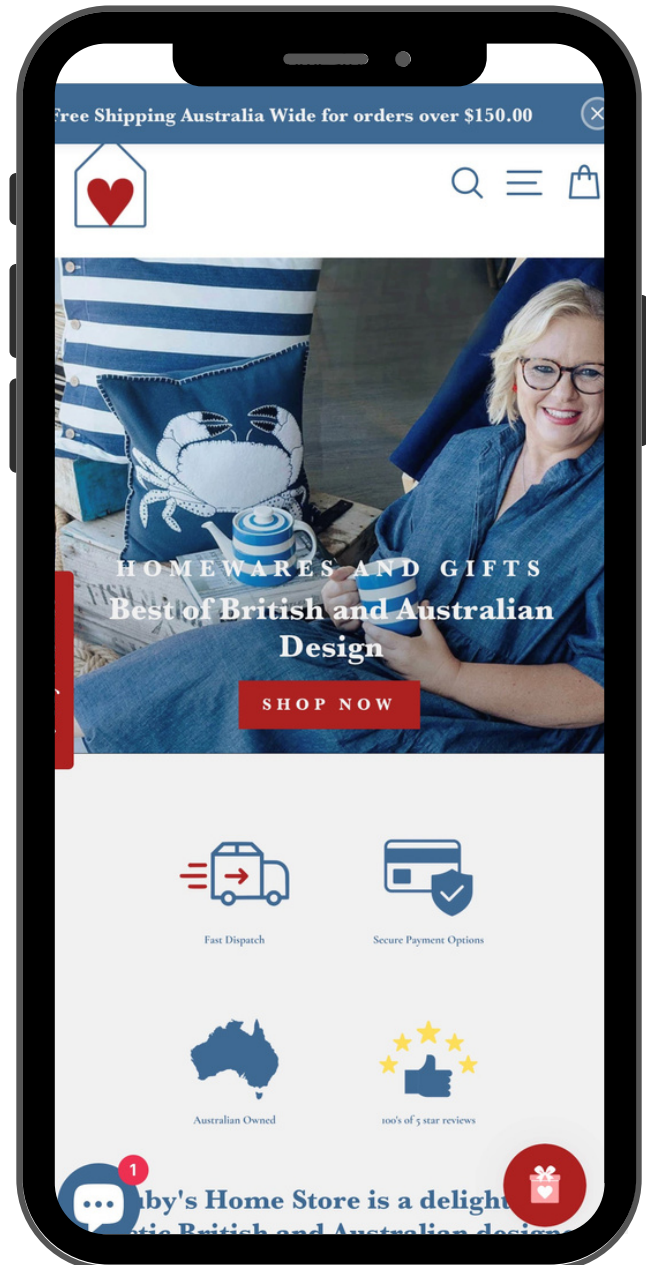
Follow and share on Instagram  
rubys\_homestore  
tag us #rubyshomestore



[www.facebook.com  
/rubyshomestore.com.au](https://www.facebook.com/rubyshomestore.com.au)



I love to hear from you  
Send me an email  
[jane@rubyshomestore.com.au](mailto:jane@rubyshomestore.com.au)



Would you love more help styling your  
home? If the answer is yes read on.



[www.rubyshomestore.com.au](https://www.rubyshomestore.com.au)



# The Hometastic Box


may be just what you are looking for.

A quarterly seasonal home decor subscription box.

Quality products with tips to make home decorating easy and fun.



LEARN MORE



[www.thehometasticbox.com.au](http://www.thehometasticbox.com.au)