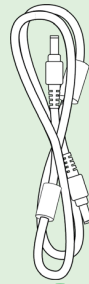


Velcro strap

1


Adjustable screws to ensure a comfortable fit

Lead for the connector cord to plug into



2

Power Charger Input / Interconnect Port



3

POWER Button



4



5

In The Box

- 1 SYMBYX Neuro
- 2 Connector cord which links helmet to the battery pack
- 3 Battery
- 4 SYMBYX Neuro User Guide
- 5 Protective storage case

Before Starting Treatment

Position the SYMBYX Neuro on your head with the Velcro straps in the front. The straps should fit comfortably across your forehead roughly between the eyes and your hairline. Adjust the Velcro straps so that the SYMBYX Neuro fits snugly. The circular disc on the top of the helmet should be placed in a way that it rests flat on the crown of your head, and the curved sections on the sides should frame your ears. The back of the helmet should cover the back of your head and the top of the neck.

Treatment Time

The SYMBYX Neuro is pre-programmed to run automatically for a full 24 minutes. includes 12 minutes of red light followed by 12 minutes of infrared light.

Frequency of Use

For the first two weeks of treatment use the SYMBYX Neuro 2-3 days per week on alternating days, for the subsequent weeks use the SYMBYX Neuro up to 5 days a week. If you are using the SYMBYX Neuro in combination with a handheld laser, please follow the separate combined protocol. Use once per day only, at a broadly similar time. SYMBYX recommends using the SYMBYX Neuro first thing in the morning unless you are experiencing interrupted sleep. If so, in the afternoon or early evening would be preferable.

Treatment Protocol

1. Place and fit the SYMBYX Neuro snugly on your head
2. Connect the SYMBYX Neuro 1 to the battery 3 using the connecting cord 2. Either USB output on the battery can be used.
3. The SYMBYX Neuro will turn on automatically. This is indicated by a long audible beep, following by a short testing cycle: 2 seconds of red light, then 2 seconds of infrared light.
4. The treatment will then commence automatically, first with 12 minutes of red-light treatment, followed by 12 minutes of infrared light treatment. You will hear two audible beeps at the 12-minute mark (halfway point). Do not remove the SYMBYX Neuro at this point, as there is another 12 minutes of treatment to go. No flashing lights will be visible during the infrared cycle (the second 12 minutes).
5. After 24 minutes, the SYMBYX Neuro helmet will audibly beep and flash five times in order to inform you that the treatment session is complete.

6. Once the treatment is complete, remove the SYMBYX Neuro from your head and disconnect it from the battery. The battery will automatically turn off.

If You Wish To Pause Mid-Treatment

If you wish to stop treatment at any time, simply remove the SYMBYX Neuro from your head and remove the cord from the battery pack. The battery will turn off automatically after 30 seconds. To turn the SYMBYX Neuro back on, simply reconnect the cord to the battery. The treatment will reset and start again from the beginning.

After Each Treatment Session

Disconnect the battery from SYMBYX Neuro helmet and place it on a charger after each treatment. This will ensure that it is ready for your next treatment.

Battery Care & Cleaning

- In order to charge the battery 3, first disconnect it from SYMBYX Neuro 1.
- Connect the battery to any Micro USB or TYPCE C charging cord you have at home.
- The battery will take approximately 4 hours to charge completely.
- To clean the SYMBYX Neuro wipe gently with 70% alcohol or antiseptic wipes, or a soft dry cloth. Do not use abrasive cleaners. Do not submerge the helmet in liquid or cover with any material during use.

General Specifications

Battery Output 5V/2.1 A

- Portable lithium-ion battery
- Place the helmet in the case and store in a dry, dust-free location away from direct sunlight.
- The SYMBYX Neuro helmet includes 20 plastic diode lens covers fitted. Do not tamper with or remove these at any stage.
- Four white lights will illuminate to indicate the battery is fully charge

Either USB input can be used to connect to the SYMBYX Neuro.

LED Specifications









Light Source 20 RED LIGHT LEDs of 635nm (25 mW/cm²)
20 INFRA-RED LIGHT LEDs of 810nm (52mW/cm²)

Pulse Rate 40 Hz

Duty Cycle 20%

Safety Advice

Please review the Safety Precautions and Contraindications page on our website and the User Guide before use. SYMBYX is not your primary healthcare provider, and you are advised to consult with one if ever in doubt. A level of caution should be exercised when commencing any new therapy as there is always a small risk of producing unwanted side effects. These may include mild and transient nausea, vomiting, dizziness and/or vertigo. These symptoms are usually transient, and almost always fully resolve with a short break from the therapy. Please perform your treatment sitting or lying down and take your time standing up to minimize any risk of falls or injury. If you experience any adverse reactions, please cease the therapy immediately and contact our Clinical Support Team at clinicalsupport@symbyxbiome.com for further instructions.

	FOLLOW THE INSTRUCTIONS IN THE USER GUIDE.
	DO NOT DROP OR PHYSICALLY ALTER THE DEVICE OR PROVIDED COMPONENTS. INCL PCB.
	DANGER: DEVICE EMITS OPTICAL RADIATION.
	DO NOT STARE DIRECTLY AT THE LIGHT SOURCES. LIGHT EMITTED FROM THIS DEVICE MAY CAUSE IRRITATION.
	CAUTION: THIS DEVICE OPERATES USING REPEATED EXPOSURE TO NEAR INFRARED RADIATION (NIR).
	ONLY USE BATTERY PROVIDED WITH THE DEVICE
	THE APPLIANCE MUST ONLY BE SUPPLIED AT SAFETY EXTRA LOW VOLTAGE CORRESPONDING TO THE MARKING OF THE DEVICE
	THIS APPLIANCE CAN BE USED BY CHILDREN PERSONS WITH REDUCED PHYSICAL, SENSORY OR MENTAL CAPABILITIES OR LACK OF EXPERIENCE AND KNOWLEDGE IF THEY HAVE BEEN GIVEN SUPERVISION OR INSTRUCTION CONCERNING USE OF THE APPLIANCE IN A SAFE WAY AND UNDERSTAND THE HAZARDS INVOLVED. CHILDREN SHALL NOT PLAY WITH THE APPLIANCE. CLEANING AND USER MAINTENANCE SHALL NOT BE MADE BY CHILDREN WITHOUT SUPERVISION.



Model: SYMBYXneuro1.0

Limited One-Year Warranty

Your SYMBYX Neuro is warranted to be free of defects in material and workmanship under normal personal use. This warranty is limited to a period of one year from the delivery date. Within this period, repairs or exchange of parts that are deemed necessary by SYMBYX will be provided free of charge.

This warranty does not cover the following:

- Misuse, abuse or alteration to the product
- Damage caused by accident or neglect
- Service or repairs made by unauthorised persons
- Do not bend or alter the PCB board as this may compromise the diode lens covers.

We are not responsible for any incidental, special, or consequential damages resulting from the use of this product.

Additional IR and VR warnings:

- advice for the protection of the eyes against exposure to visible and infrared radiation and advise that adequate precautions must be taken to safeguard the user against the dangers of excessive exposure.
- a statement that VIS appliances and IR appliances are not to be used by
 - persons suffering from sunburn;
 - persons under medical care for diseases that involve photosensitivity;
 - persons receiving photosensitising medications;
- a statement that if unexpected side effects, such as itching, occur within 48hr of the first session of using an appliance, medical advice should be sought prior to further exposure;
- information concerning the intended exposure distance (unless this is controlled by the construction of the appliance);
- recommended schedule of exposure specifying duration and intervals (based on the emitter characteristics, distances);
- a statement that the appliance must not be used if the timer is faulty or the filter is broken or removed;
- identification of alternative components that may influence the radiation, such as filters and reflectors;
- identification of replaceable emitters and a statement that they are only to be replaced by types marked on the appliance

Contact Information

SYMBYX Customer Care

Email: info@symbyxbiome.com

Phone (worldwide): +61 2 8066 9966

Phone (UK only): +44 2037 698576

SYMBYX Pty Ltd

3/116 Military Road
Neutral Bay NSW 2089
Australia

www.symbyxbiome.com



SYMBYX Neuro User Guide

Read this guide thoroughly before use.

