


# CHERRY DIVA

---

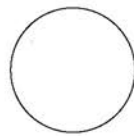
## INTERNATIONAL SIZE CHART

---


USE THE CIRCLES BELOW TO JUDGE YOUR RING SIZE. SIMPLY PRINT OFF THIS PAGE AND PLACE ONE OF YOUR EXISTING RINGS OVER THE CIRCLES BELOW. USE THE CLOSEST MATCH TO ESTABLISH YOUR RING SIZE.




EXTRA SMALL




SMALL




MEDIUM



LARGE



EXTRA LARGE



XXL

ENSURE THAT YOU PRINT AT 100% SIZE AND NOT SHRUNK TO FIT THE PAGE.