



# ZEUS ULTRA



- Stand-alone Android 10 OS displayed on your car screen
- Converts CarPlay to Android Auto



# Contents



**Zeus Ultra Interface**

**USB-C Cable**

## Overview



- 1 - SD Card slot
- 2 - USB-C (connection to radio)
- 3 - SIM Card slot
- 4 - HDMI (mini) output (for external display)



Blue LED on solid: general functionality

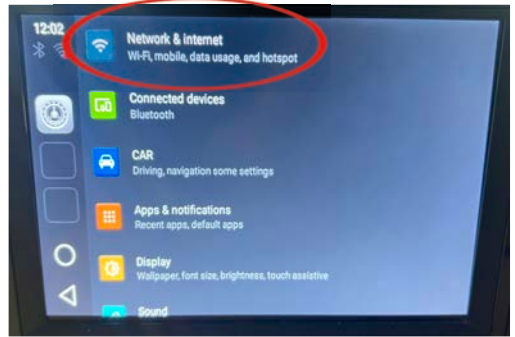
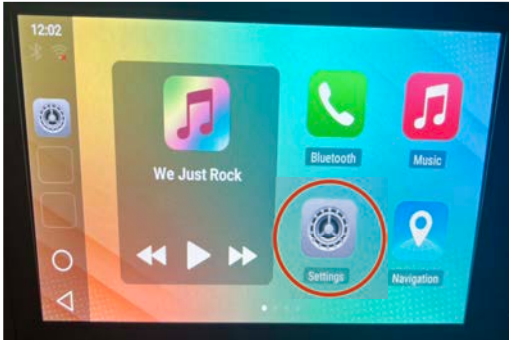
## Specifications

- Qualcomm octa-core QCM6125
- Android 10
- Support FDD-LTE/TDD-LTE, WCDMA, GSM multiple network modes
- Support 2.4g +5G dual-band WIFI
- Support GPS /GLONASS /BeiDou wireless positioning
- HDMI Output (mini)

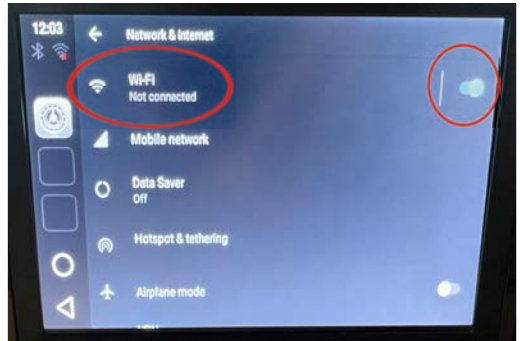
This device is primarily to be used as an operating system to display streaming apps (preloaded apps: *Netflix, HULU, Youtube, Amazon Prime, Disney+, Pluto*). The ZEUS Ultra must be connected to the USB input where CarPlay normally works (via USB cable). *Vehicle MUST be compatible with wired CarPlay.*

To begin use, you must connect it to a WIFI network as you would an android tablet. This can be accomplished from a vehicle's built-in WIFI, creating a hotspot via a cellphone or using the built-in SIM slot (requires additional SIM card) .

Once the WIFI is ready, located the **Settings** app and open it. Choose **Network & Internet**.



Turn on the **Wi-Fi** and select the WIFI you will use and input the correct password. If this step gives you issues, change the password to numbers only and try again.



SIM insertion direction

If using a SIM card slot (4G or 5G), the SIM must be unlocked and activated before attempting to use. The unit must be off or rebooted once upon connection (if already powered). Instead of choosing Wi-Fi in the settings menu, make sure **Mobile Network** is turned on and that the tower icon shows up as active the top left area (under clock).

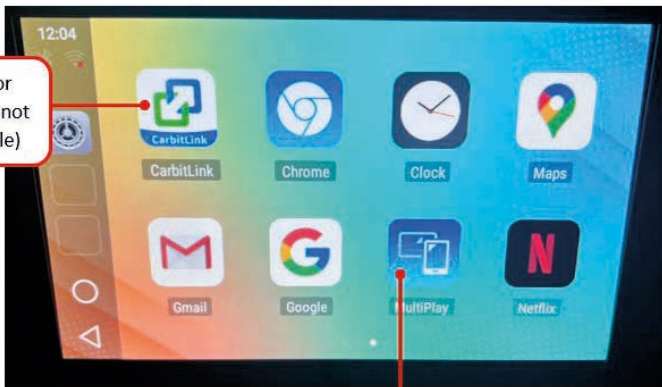
Once the data network has been established, you are free to use and enjoy apps or download other apps (requires Google Play Store login) and use. Other features shown below are also available with the Zeus Ultra.



Press to return to home screen of ZEUS-Ultra

Press to go back

Press to return to OE radio without disconnecting USB



Use to Screen mirror phone (requires app, not all phones compatible)

Use MultiPlay to convert wired CarPlay/Android Auto to wireless













[support@zz-2.com](mailto:support@zz-2.com)

929-220-1212 Toll free: 877-241-2526 Extension 2: Tech Support

Agreement: End user agrees to use this product in compliance with all State and Federal laws. ZZDOIS LLC dba ZZ-2 is not to be held liable for misuse of its product. If you do not agree, please discontinue use immediately and return product to retailer. This product is intended for off-road use and passenger entertainment only.