

Wharfedale

Loudspeaker manufacturer since 1932

DOVEDALE



3 YEAR
WARRANTY



Scan the QR code using a smart-phone device,
for product warranty registration online.

Important Safety Information

Before installing this product read all these instructions!



This symbol indicates that there are important operating and maintenance instructions in the literature accompanying this unit.

Read these instructions. Keep these instructions. Heed all warnings. Follow all instructions.

Before making any connections, switch all the units in your system off at the mains.

Set the volume control at minimum when you switch on your system or change sources, and turn the level up gradually.

DO NOT use your amplifier at full volume.

Ensure that all loudspeakers in the system are correctly wired.

DO NOT subject your loudspeakers to excessive cold, heat, humidity or sunlight.

Loudspeakers should not be placed directly facing other hi-fi units, or share the same shelf or cabinet.

DO NOT place heavy objects on top of loudspeakers.

Some manufacturers forbid the placing of objects on top of their TV sets. Check your TV handbook before installing the speaker directly on your TV set. Consult your TV dealer if you are in any doubt.

DO NOT connect speaker terminals to the mains supply.

DO NOT dismantle the loudspeaker. There are no user-serviceable parts inside it and you will void the warranty by doing so.

Refer all servicing to qualified service personnel. Servicing is required when the apparatus has been damaged in any way, the apparatus has been exposed to rain or moisture, does not operate normally, or has been dropped.

Changes or modifications not expressly approved by the manufacturer will void any warranty.



CONTENTS

- 04 Introduction / Reintroduction
- 06 Inspired By The History Book
- 08 Designer's Notes
- 10 Loudspeaker Installation
- 12 Warranty Coverage
- 16 Technical Data

Introduction / Reintroduction

Founded in 1932, **Wharfedale**'s founder, Gilbert Briggs, had one goal in mind - to bring music into the home by designing loudspeakers that conveyed the impact, thrill and emotion of performance in an entirely natural and realistic way.

Thus he created the first true Hi-Fi experience for connoisseurs of music in the home and continued to introduce technology that would enhance the listening experience - like the first commercial crossover, foam surrounds and the slot port system.

Today **Wharfedale** engineers follow the same dictum, utilising technology where it truly matters to develop loudspeakers that reveal the passion and excitement behind the musical performance.

We believe that a connoisseur of sound would find the merest flaw intolerable, and with a connoisseur in mind, we have re-designed and built the new '**Dovedale**'. If you are such a listener, you will recognise the significance of - and then insist on possessing - the control, performance and sheer quality reflected in this fine speaker.

The new **Wharfedale Dovedale** is not only designed and engineered in the UK; it is made here too!

Manufactured by highly trained, vastly experienced loudspeaker experts at the headquarters of **Wharfedale**, in Huntingdon, Cambridgeshire - **Dovedale** is built in the home of British Hi-Fi.

A purpose-built 9,000ft² production facility houses key manufacturing, assembly and finishing processes for specially selected products. This is in addition to the industry-leading R&D function already located here. The facility also houses a brand new anechoic chamber, making a total of 25,000ft² of office, lab and manufacturing space.

Like most British audio brands, especially those operating at the more affordable price points, the manufacturing of **Wharfedale** speakers was moved to Asia (to a self-owned, purpose-built factory) many years ago - essential to maintain retail prices at the level the market demanded - while design functions such as R&D and industrial design remained in the Huntingdon. However, this new Made in the UK initiative has been devised to enable the manufacture of specific products to be brought back to the UK, reintroducing the class and quality of British manufacturing to the **Wharfedale** brand portfolio, whilst maintaining **Wharfedale**'s mantra of affordable, quality, genuine high fidelity loudspeakers.

Wharfedale

Loudspeaker manufacturer since 1932



Made in the UK

Wharfedale

Loudspeaker manufacturer since 1932


DOVEDALE



Inspired By The History Book



General view of the voice coil winding and speaker assembly department.



Just another day in *Wharfedale's* laboratory.



As it was then and so it is now, every *Wharfedale* speaker is expertly tested over its full frequency range and the bass resonance is checked and noted in the daily production records.

Inspired By The History Book



Dovedale 3

We believe that a connoisseur of sound would find the merest flaw intolerable and for him we have designed and built the Dovedale 3. If you are such a listener, you will recognise the significance of – and then insist on possessing – the control, performance and sheer quality reflected in this fine speaker.

Bass Unit

The front mounting of the 300mm. (12") speaker eliminates "tunnelling" effects. The massive 135,000 Maxwells magnet serves a heavy-duty paper cone with rubber roll surround. The special high stability rear suspension reduces "bottoming" which occurs on lower quality units at high power and low frequencies. The critically adjusted dynamic mass provides excellent control at the lowest frequencies and minimises distortion at the cross-over level.

Mid-Range Unit

The 130mm. (5") has a 48,000 Maxwells magnet and the components have been specially developed for robust power handling at these important frequencies.

Treble Unit

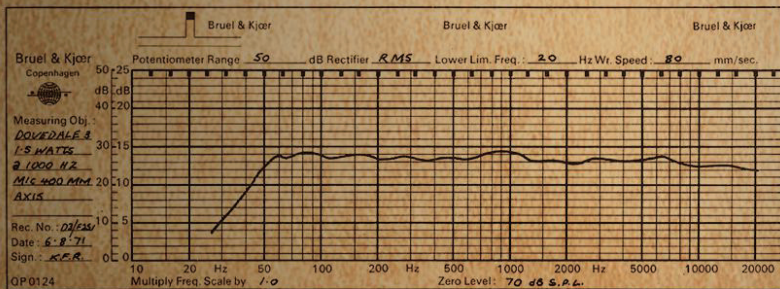
The 25mm. (1") tweeter has a cone of cellulose acetate butyrate which is not only light and strong but also ensures a very wide angle of dispersion.

Adjustment in the Home

Three position switch alternatives are provided for the mid-range and treble speakers to obtain fine adjustments (± 3 dB) to suit different room conditions.

SPECIFICATION

Enclosure Type	Acoustic Suspension
Internal Volume	45 litres (2,760 cu in)
Speakers	Bass 300 mm (12") Mid-range 130 mm (5") Treble 25 mm (1")
Maximum Input	50 watts DIN
Input Impedance	6 Ohm nominal
Frequency Range	30-30,000 Hz
Frequency Response	45-20,000 Hz ± 3 dB
Crossover Frequencies	600 Hz and 5000 Hz
Dimensions	H. 610 mm \times W. 356 mm \times D. 305 mm (H. 24" \times W. 14" \times D. 12")
Packed Weight	19.5 kg each (43 lbs)
Finish	Teak



The original Dovedale 3 brochure and technical specification sheet.

THE DOVEDALE

The Dovedale is a twin speaker system—an improved version of the famous Wharfedale W2. The system employs a 12" bass unit and the well-known Super 5 for the middle and upper ranges. The cabinet although of modern conception has great elegance and will be at home with all periods of furniture. A moderately priced speaker of excellent performance.

Impedance: suitable for 15 ohms.
Power handling: 15 watts r.m.s.
Frequency range: 25 c/s - 17,000 c/s.
Finishes: Zebrano, Mahogany, Walnut or Teak veneers.
Size: 24" \times 14" \times 12"
Weight: 37lb.
£31 10 0

PST4
Impedance: 10/15 ohms.
Pole size 1" diameter.
Frequency range: 300-15,000 c/s.
Aluminium voice coil.
Weight 14 lb.
£3 12 11.

8" BRONZERS/DD
Impedance: 10/15 ohms.
Pole size 1" diameter.
Frequency range: 50-20,000 c/s.
Roll surround and double diaphragm.
Weight 21 lb.
£4 1 s.

10" BRONZERS/DD
Impedance: 10/15 ohms.
Pole size 1" diameter.
Frequency range: 35-10,000 c/s.
Roll surround and double diaphragm.
Weight 41 lb.
£5 5 s.

GOLDEN 10/RS/DD
Impedance: 10/15 ohms.
Pole size 1" diameter.
Frequency range: 30-20,000 c/s.
Aluminium voice coil.
Roll surround and double diaphragm.
Weight 33 lb.
£3 15 s.

RS/15/DD
Impedance: 12/15 ohms.
Pole size 1 1/2" diameter.
Frequency range: 25-17,000 c/s.
Aluminium voice coil.
Weight 12 lb.
£12 0 s.

TREBLE ONLY	11,500	28,800	5	10	3 1/2	4 1/2
50/60	10,500	41,500	5	10	7	8
36/43	10,500	41,500	6	12	8 1/2	9 1/2
36/43	14,500	60,000	8	16	8 1/2	9 1/2
26/32	14,500	106,000	15	30	10 1/2	12 1/2



The brochure for the original Dovedale - an improved version of the famous Wharfedale W2.

Designer's Notes



I was in my teens when I first built a pair of Dovedales from a kit supplied by **Wharfedale** that allowed home builders to provide their own cabinets to house the drive units, crossover and internal damping. They remained my favourite loudspeakers for many years and drew envious comments from friends and acquaintances who heard them. So, you could say that the new **Dovedale Heritage** is a labour of love, looking back to the past and bringing a much-loved speaker to life again, fully re-engineered for the 21st century.

At the time the original 'Dovedale' was launched it was not considered a large loudspeaker. Most hi-fi enthusiasts realised that, in order to generate a deep and efficient bass performance, a substantial cabinet size was needed. And physics hasn't changed. To achieve good bass extension and high sensitivity, it is most sensible to use a large bass unit in a large cabinet volume that is matched to it. What is not realised, however, is that the baffle size - the width and height of the cabinet - also contributes to speaker sensitivity and, more importantly, affects the accuracy of the transition through bass and midrange.



Accordingly, the 26cm (10 inch) bass unit and layout of the extended front baffle of **Dovedale Heritage** are designed to provide a smooth performance from the deepest bass frequencies right through the midrange to the crossover to the treble unit. Just like the original **Dovedale**, the Heritage Edition is a 3-way speaker, now sporting a woven Kevlar® cone midrange unit housed in its own internal enclosure sharing midrange duties with the bass unit. The use of woven Kevlar® for both units ensures a seamless handover, aided by a crossover design that marries the output of each driver perfectly.

Designer's Notes

Both the midrange unit and treble unit are offset on the front baffle to scatter reflections from the cabinet edges and provide a superior focus of the stereo image. **Dovedale** Heritage speakers are provided in handed pairs so that sonic images in the stereo sound field are always accurately placed. The speakers have been acoustically fine-tuned by listening to a wide variety of music through hundreds of hours of musical tests to make sure that the crossover and drive units work together coherently and seamlessly. **Dovedale** Heritage are designed to be used with the grilles fitted and custom-built stands are provided to raise the speakers to the correct height, reduce bass floor interactions and ensure a stable and torsionally rigid support.

The **Wharfedale Dovedale** Heritage edition continues the **Wharfedale** tradition of accurate and lifelike reproduction of instruments and vocalists via loudspeakers designed as elegant home furnishings, while maximising the musical performance for modern digital as well as analogue sources.



In 1979, Peter Comeau co-founded Heybrook Hi-Fi to design and manufacture the multi-award-winning HB1 and classic HB2 loudspeakers. In 2009, after leading IAG speaker development since the acquisition of Mission, Peter assumed overall acoustic design responsibility for all of the brands within the Group, including Wharfedale. With a deep respect for the history of these brands and the necessity to maintain each individual brand's design integrity, Peter continues to design award-winning speakers at IAG's research centres in Huntingdon, England, and Shenzhen, China.

*Peter Comeau
Director of Acoustic Design*

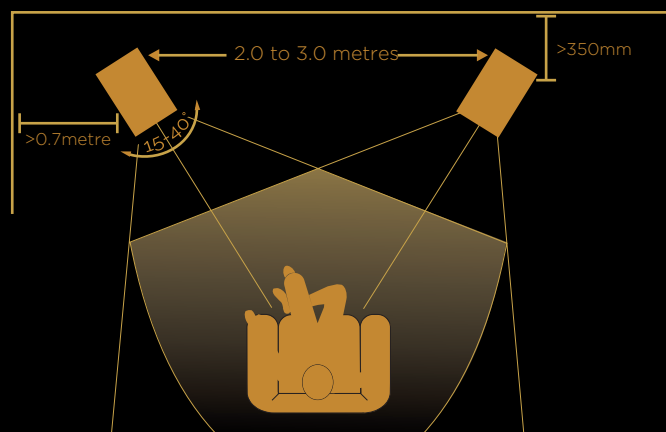
Loudspeaker Installation

Unpacking Your Loudspeakers

- Please read this manual as soon as you have opened the carton.
- Lift the loudspeaker carefully out of the packing. Do NOT try to lift the loudspeaker using the cloth bag.
- Unpack any accessories carefully.
- If there is any sign of damage or if the contents are incomplete, report this to your dealer as soon as possible.
- Retain the packing for future safe transport of the product. Dispose of the packing with respect to any recycling provisions in your area.

Positioning Stereo Loudspeakers

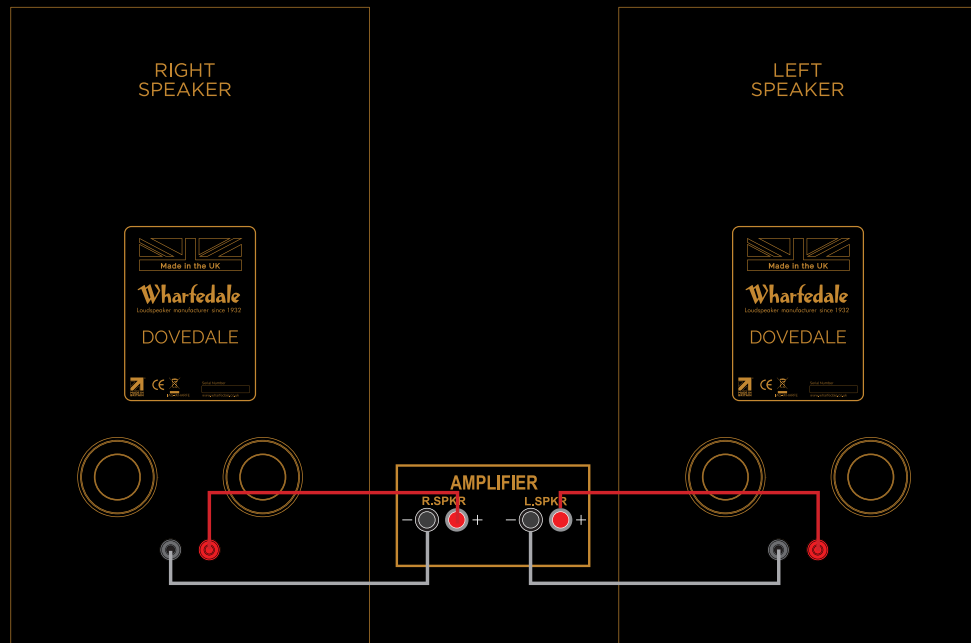
- The **Wharfedale Dovedale** Heritage edition speakers feature offset treble units to smooth the high frequency dispersion. The speakers should be positioned with the treble units inwards, that is with the W badge on the grilles towards the inside.
- Additionally the drive unit dispersion is aided by the front grilles which should be left on for optimum listening performance. Removing the grilles will produce a brighter but less smooth sound.
- Place the loudspeakers on rigid stands. We strongly recommend the **Wharfedale Dovedale** stands which have been purposely designed to achieve the best performance from your speakers.
- If you are sitting within 2 metres of the speakers, the distance between the speakers should be similar to the distance between you and the speakers.
- Otherwise site the speakers between 2 to 3 metres apart, clear of room corners. The quality and quantity of bass can be adjusted by moving the speakers closer to, or farther from, the wall behind the speakers.
- If the loudspeakers are placed too far from the walls, the bass may be too light and lacking warmth. If the loudspeakers are placed too close to the walls the bass will increase but may be boomy and indistinct. If the loudspeakers are placed further apart, the inward angle ("toe in") may be increased by up to 30%. As personal taste and room acoustics play a large role, experiment with different configurations and play a wide range of programme material before finalising the position of your speakers.
- The optimum listening position is in an area between the speakers broadly known as the "sweet spot". The more extreme the angle of toe-in the narrower the sweet spot. **Wharfedale** loudspeakers are designed to cover a wide sonic perspective so there should be no need for extreme settings. A mild angle inwards will cover a wide range of seating positions.



Loudspeaker Installation

Stereo Connection

- Choose a suitable length of twin core speaker cable for each channel and prepare the ends. Unscrew each terminal a few turns. Connect the red, positive (+) terminal of the Left loudspeaker to the corresponding red, positive (+) amplifier terminal.
- Connect the black, negative (-) terminals similarly. Tighten the terminal securely. Repeat this procedure for the Right Channel.



Looking After Your Loudspeaker

- This speaker is hand-finished with a varnish coating. As with all real wood furniture finishes; exposure to direct sunlight, heat, cold and varying humidity can affect the natural properties of the speaker cabinet. We advise protecting the speaker from extreme variances in temperature and environment conditions.
- We advise that you do not place anything on the surface of the cabinets, to protect from damage. Treated with care, the veneer finish will last a lifetime. They will age naturally and subtly, retaining the properties of the beautiful high gloss wood finish.
- Your **Wharfedale** loudspeakers use a specially hardwearing sealed finish. They should not be waxed or treated with spray polishes which will smear and dim their lustrous finish. Polish them with a dry or barely moist cloth to remove dust and finger marks, etc.
- Occasionally, remove the loudspeaker grilles and brush them gently with a soft brush before replacing them carefully.
- Avoid getting any liquid behind the grille. If you accidentally spill liquid on your loudspeakers, take them to your dealer for attention before using them again.

Warranty Coverage

Your loudspeakers have been constructed to the highest standards. From top grade furniture construction and finish to carefully designed and selected acoustic components, Wharfedale speakers are built to provide a lifetime of sonic pleasure. We hope you will derive many years of good service from our products.

Wharfedale warrants its products, subject to the following terms and conditions below, to be free from defects in materials and workmanship.

Online Registration



Scan the QR code using a smart-phone device, for product warranty registration online.

- The three (3) year extended warranty is applicable to items purchased from Jan 1st 2021, onwards. Items purchased prior to this date are not eligible for this extended warranty service but are subject to statutory warranty claims and all applicable consumer rights.
- To qualify for the extended 3 year warranty, you must register your product within ninety (90) calendar days from the date of purchase. Visit wharfedale.co.uk/warranty-registration/ to complete your online registration. Items not registered online will have a Limited Warranty for one (1) year, or for the period of your country's statutory warranty, whichever is longer.
- Warranty can only be offered to products registered with proof of purchase with date, model and details of the authorised dealer clearly stated on the receipt/invoice. Please keep the original receipt/invoice in case it is required for a warranty claim.
- This Limited Warranty is non-transferable and is offered exclusively to the original owner.
- This Limited Warranty is valid only in the original country of purchase.
- Repairs or replacements are provided under this warranty are the exclusive remedy of the consumer. **Wharfedale** shall not be liable for any incidental or consequential damages for breach of any expenses or implied warranty with any product. Except to the extent prohibited by law, this warranty is exclusive and in lieu of all other warranties whatsoever, both expressed and implied, including but not limited to the warrant of merchantability and fitness for practical purpose.
- This warranty provides benefits that are additional to and do not affect your statutory consumer rights.
- This Limited Warranty offer is subject to correct information being submitted in your application. Incorrect dates or mismatched purchase receipt dates that are outside of the warranty terms will immediately invalidate any warranty claim.

**Please check with your dealer local distributor for further information.*

Exclusions

- The following items are excluded from the **Wharfedale** warranty:
 - Normal wear and tear and cosmetic damage (including but not limited to any wear from reasonable use, environmental deterioration or neglect)
 - Products on which the serial number has been removed, altered or otherwise made illegible.
 - Products not purchased from an authorised **Wharfedale** dealer.
 - Products that were not new at the time of original purchase.
 - Products sold 'as is', 'as seen' or 'with faults'.
 - Product not purchased from an Authorised Dealer/Distributor within the region of the claim (ie parallel imports or grey market products)
 - Accidental damage or faults caused by commercial use, acts of God, incorrect installation, incorrect connection, incorrect packaging, misuse or careless operation or handling which is not in accordance with the user instructions.
 - Equipment that has been operated in conjunction with unsuitable, inappropriate or faulty apparatus.
 - Repairs, alterations or modifications carried out by parties other than **Wharfedale** or its authorised service partners.
 - Damage in transit that cannot be attributable to the fault of **Wharfedale**, the authorised distributor or dealer (ie. claims otherwise covered by transit insurance.)
 - Faults relating to abnormal or inappropriate power supply voltage or power surges.
 - Faults relating to extremities in temperature, exposure to heat, water or other liquids, insects, excessive moisture, sand, chemicals, battery leakage or any other contaminants.
 - Any force majeure events, including but not limited to any acts of God, fire, lightning, typhoon, storm, earthquake, hurricane, natural disaster, tsunami, flood, war, riot, public disturbance.
 - Any other causes beyond the reasonable control of either **Wharfedale** and its Authorised Distributor.
- Please note items purchased before 1st Jan 2021 are not eligible for the extended warranty claim.

Warranty Coverage

How to Claim

- To obtain warranty service please contact the authorised dealer from which you purchased this product and present the limited warranty certificate offered upon registration of your product's extended warranty offer.
- Do not dispatch goods without the prior agreement of the dealer distributor or authorised service centre.
- If asked to return products for inspection and or repair, please pack carefully preferably in the original carton or packaging affording an equal degree of protection and returned via insured, trackable courier service.
- The authorised dealer or distributor will offer full return details and instructions. However, please note if unsuitable packaging is used the warranty may be deemed void due to improper action in return.
- **Wharfedale** or the authorised distributor, dealer or service centre may make a charge for the supply of new packaging for the return of the repaired item. Please note, insurance is recommended as goods are returned at the owner's risk. Authorised distributors or service centres can not be held liable for loss or damage in transit. Insurance and freight charges on the return journey will be paid for by **Wharfedale**, authorised dealer, distributor or service centre if corrective work proves to be necessary.
- In the event of 'no-fault found' or 'no repair necessary', the return shipping charge will be the responsibility of the owner.

Repairs

- All repairs will be carried out by the appointed distributor (or locally appointed service centre). Repairs handled or processed without authorisation or approval of the appointed representative will be excluded from this limited warranty. Please note, **Wharfedale** is not able to supply parts or replacement items to any other entity than the official distributor or authorised service centre.
- Other than the warranty and services set out in this warranty, to the fullest extent permitted by law, **Wharfedale** shall not be liable to you and/or any third party or entity whatsoever for:
 - Any loss, damages and/or malfunction caused to any product(s) which is/are connected to any of the products covered by this warranty.
 - Any damages, loss and liability, whether direct, indirect, incidental, consequential special, punitive or otherwise, howsoever caused by, arising out of or otherwise, in relation to the installation, delivery, use, service, repair, replacement and/or maintenance of the product.
 - Any damages, loss and liability under this warranty in respect of any act, omission, or negligence of any of their technicians, employees, agents, representatives or independent contractors relating to the actual or purported performance of any of the obligations under this warranty.

Warranty Coverage

Service Centre Address

- For technical support, servicing or product queries and information please contact either your local retailer or the office below.

IAG Service Dept.
13/14 Glebe Road
Huntingdon
Cambridgeshire
PE29 7DL
UK
Tel: +44(0)1480 452561
Email: service@wharfedale.co.uk

- For information on other authorised service centres worldwide contact **Wharfedale** International, UK.
- A world-wide distributors list is available on the **Wharfedale** website: www.wharfedale.co.uk

Technical Data

Specifications

DOVEDALE

General Description	3-way vented-box / standmount
Enclosure Type	Bass reflex
Transducer Complement	3-way
Bass Driver	10" (250mm) Black Woven Kevlar® Cone
Midrange Driver	5" (135mm) Black Woven Kevlar® Cone
Treble Driver	1" (25mm) Soft Dome
AV Shield	No
Sensitivity (2.83V @ 1m)	89dB
Recommended Amplifier Power	25-250W
Peak SPL	112dB
Nominal Impedance	6Ω
Minimum Impedance	3.6Ω
Frequency Response (+/-3dB)	36Hz ~ 20kHz
Bass Extension (-6dB)	25Hz
Crossover Frequency	560Hz & 2.9kHz
Cabinet Volume (in litres)	8.6L, 64.7L

Dimensions (mm)

Height (on plinth)	660mm
Width	370mm
Depth (with terminals)	(417+30)mm
Carton Size	570 x 520 x 835mm
Net Weight	26.2kg/pc
Finish	Real Wood Veneer - Walnut Finish
Standard accessories	protective feet
Optional accessories	Dovedale Stand




DOVEDALE Stand

Columns	Square section steel
Top Plate	Carbon Steel strip
Base Plate	Square section steel with glass insert
Base Spikes	Hardened High Carbon Steel

Dimensions (mm)

Height (on spikes)	370mm
Width	370mm
Depth	417mm
Carton Size	820 x 460 x 200mm
Net Weight	9.6kg/pc
Gross Weight	19.4kg/ctn











 WHARFEDALE

IAG House, 13/14 Glebe Road, Huntingdon, Cambridgeshire, PE29 7DL, UK
Tel: +44(0)1480 452561 Email: service@wharfedale.co.uk <http://www.wharfedale.co.uk>

IAG reserves the right to alter the design and specifications without notice. All rights reserved © IAG Group Ltd.
Wharfedale is a member of the International Audio Group.