


Stainless Steel Glass Door Reach-In Refrigerator With Drawer



www.sub-equip.com

Features

- CFC free refrigerant and foam insulation
- Electronic thermostat and digital LED temperature display for accurate control and easy reading
- Self-closing door
- Magnetic gasket can be replaced without any tools
- Energy efficient Low-e triple pane glass doors with heater on glass and inside door frame
- Auto defrosting and auto evaporation to prevent condensation
- Condensation pan efficiently evaporates excess water
- INTERIOR: 304 Stainless steel
- EXTERIOR: 430 Stainless Steel, plastic top sign panel with lamp
- LED interior lighting to enhance product display
- Heavy-duty polyethylene coated adjustable wire shelves
- Easy to mount 4" casters (front casters with brakes) are standard with all units



Temperature

-Interior temperature range: 1°C to 4°C (33°F to 40°F)



C-19RG-1D
C-27RG-1D



C-19RG-2D
C-27RG-2D



C-35RG-2D
C-48RG-2D/C-54RG-2D



C-35RG-4D
C-48RG-4D/C-54RG-4D

Specifications

Model	Doors & Drawers	Ext. Dimensions W x D x H (in)	Storage Capacity(cu./ft)	Shelves	V/Hz/Ph	AMPS	Power	NEMA PLUG	Ship Weight(lbs)	Ship Data W x D x H (in)
C-19RG-1D	1 & 1	26 3/4 x 25 5/8 x 80 7/8	16.4	4	115/60/1	3.5	350W/0.47HP	5-15P	309	29 1/4 x 28 x 88 3/4
C-19RG-2D	1 & 2	26 3/4 x 25 5/8 x 80 7/8	16.4	3	115/60/1	3.5	350W/0.47HP	5-15P	331	29 1/4 x 28 x 88 3/4
C-27RG-1D	1 & 1	26 3/4 x 32 x 80 7/8	21.5	4	115/60/1	4	500W/0.67HP	5-15P	364	29 1/4 x 35 x 88 3/4
C-27RG-2D	1 & 2	26 3/4 x 32 x 80 7/8	21.5	3	115/60/1	4	500W/0.67HP	5-15P	364	29 1/4 x 35 x 88 3/4
C-35RG-2D	2 & 2	39 1/2 x 32 x 80 7/8	32.7	8	115/60/1	5.5	600W/0.81HP	5-15P	485	41 7/8 x 35 x 88 3/4
C-35RG-4D	2 & 4	39 1/2 x 32 x 80 7/8	32.7	6	115/60/1	5.5	600W/0.81HP	5-15P	529	41 7/8 x 35 x 88 3/4
C-48RG-2D	2 & 2	48 x 32 x 80 7/8	40.1	8	115/60/1	5.5	600W/0.81HP	5-15P	560	50 1/2 x 35 x 88 3/4
C-48RG-4D	2 & 4	48 x 32 x 80 7/8	40.1	6	115/60/1	5.5	600W/0.81HP	5-15P	560	50 1/2 x 35 x 88 3/4
C-54RG-2D	2 & 2	54 x 32 x 80 7/8	45.2	8	115/60/1	5.5	600W/0.81HP	5-15P	570	56 3/8 x 35 x 88 3/4
C-54RG-4D	2 & 4	54 x 32 x 80 7/8	45.2	6	115/60/1	5.5	600W/0.81HP	5-15P	570	56 3/8 x 35 x 88 3/4



If the data and structure update, without notice, subject to material object.


Stainless Steel Glass Door Reach-In Refrigerator With Drawer



www.sub-equip.com

Features

- CFC free refrigerant and foam insulation
- Electronic thermostat and digital LED temperature display for accurate control and easy reading
- Self-closing door
- Magnetic gasket can be replaced without any tools
- Energy efficient Low-e triple pane glass doors with heater on glass and inside door frame
- Auto defrosting and auto evaporation to prevent condensation
- Condensation pan efficiently evaporates excess water
- INTERIOR: White powder-coated steel
- EXTERIOR: Corrosion-Resistant Stainless Steel, plastic top sign panel with lamp
- LED interior lighting to enhance product display
- Heavy-duty polyethylene coated adjustable wire shelves
- Easy to mount 4" casters (front casters with brakes) are standard with all units



Temperature

- Interior temperature range: 1°C to 4°C (33°F to 40°F)



C-81RG-2D

C-81RG-3D

C-81RG-4D

C-81RG-6D

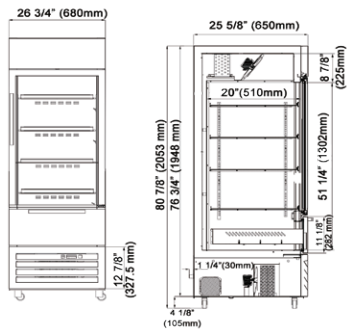
Specifications

Model	Doors & Drawers	Ext. Dimensions W x D x H (in)	Storage Shelves	Capacity(cu./ft)	V/Hz/Ph	AMPS	Power	NEMA PLUG	Ship Weight(lbs)	Ship Data W x D x H (in)
C-81RG-2D	3 & 2	80 3/4 x 32 x 80 7/8	13	68.5	115/60/1	7.5	800W/1.08HP	5-15P	740	83 x 35 x 88 3/4
C-81RG-3D	3 & 3	80 3/4 x 32 x 80 7/8	12	68.5	115/60/1	7.5	800W/1.08HP	5-15P	760	83 x 35 x 88 3/4
C-81RG-4D	3 & 4	80 3/4 x 32 x 80 7/8	11	68.5	115/60/1	7.5	800W/1.08HP	5-15P	780	83 x 35 x 88 3/4
C-81RG-6D	3 & 6	80 3/4 x 32 x 80 7/8	9	68.5	115/60/1	7.5	800W/1.08HP	5-15P	820	83 x 35 x 88 3/4

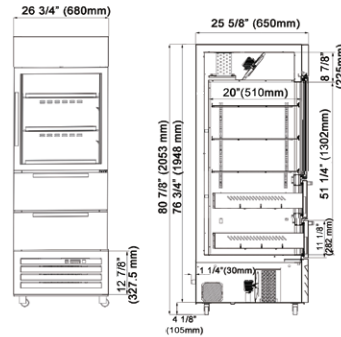


If the data and structure update, without notice, subject to material object.

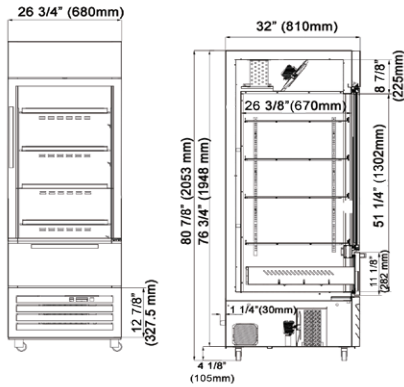
Stainless Steel Glass Door Reach-In Refrigerator With Drawer



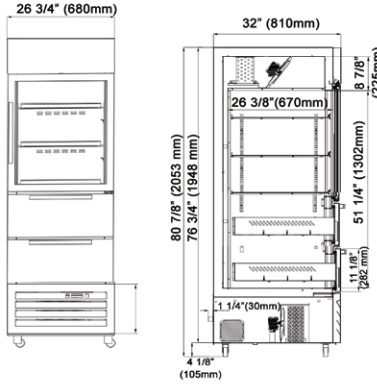
C-19RG-1D



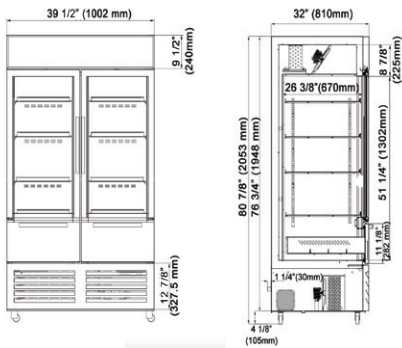
C-19RG-2D



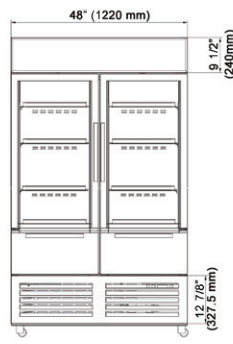
C-27RG-1D



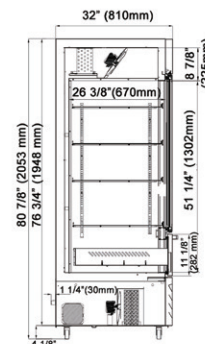
C-27RG-2D



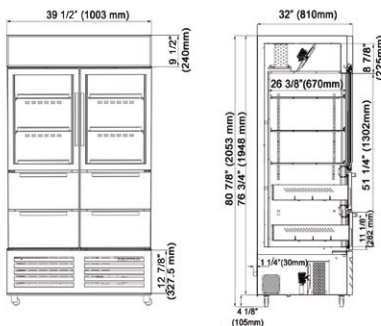
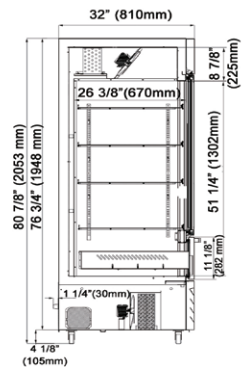
C-35RG-2D



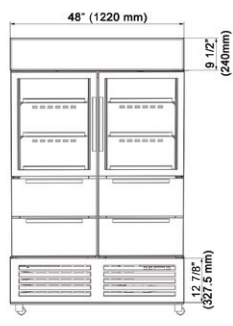
C-48RG-2D



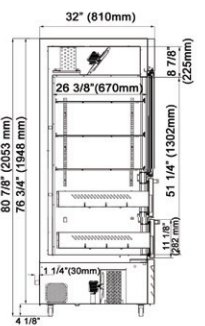
C-54RG-2D



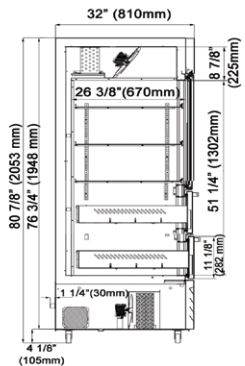
C-35RG-4D



C-48RG-4D



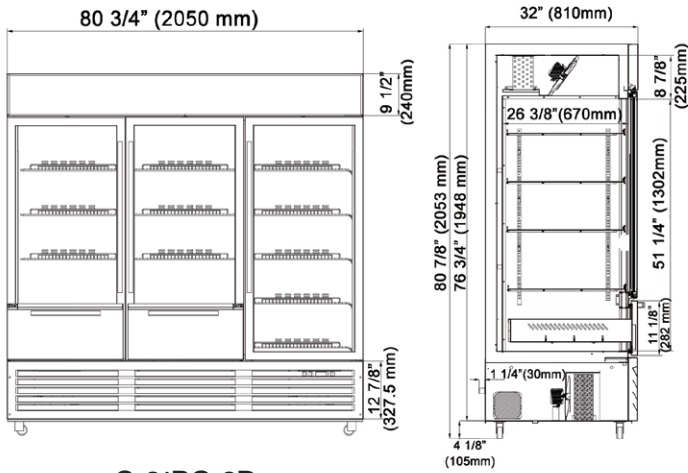
C-54RG-4D



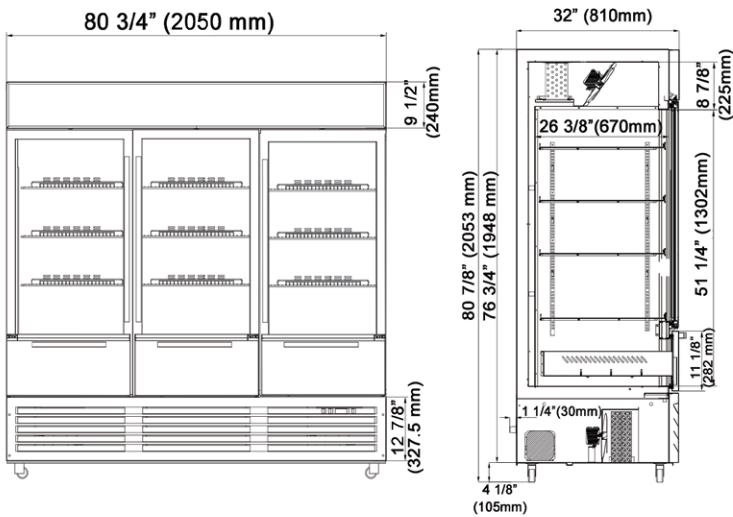
Natural Refrigerant

If the data and structure update, without notice, subject to material object.

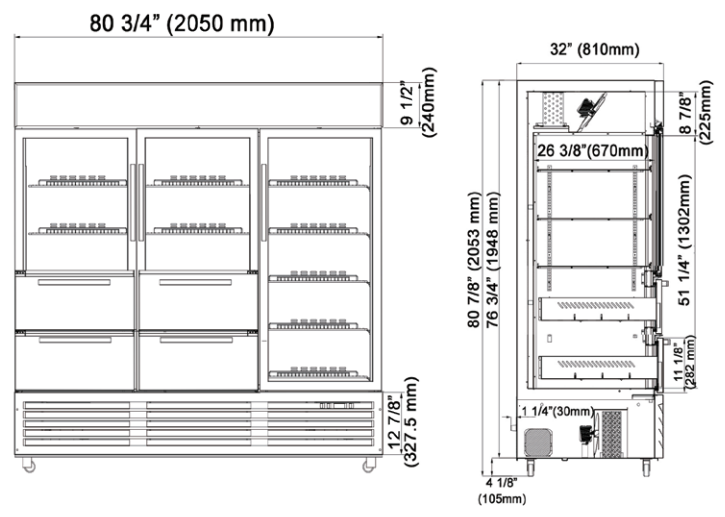
Stainless Steel Glass Door Reach-In Refrigerator With Drawer



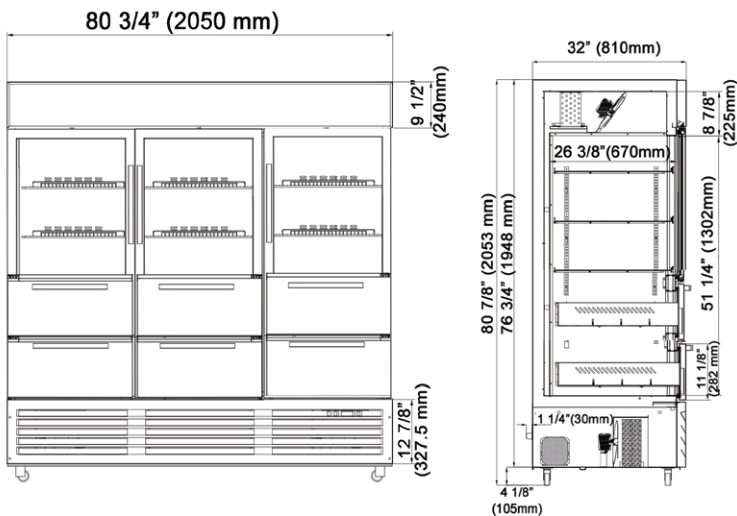
C-81RG-2D



C-81RG-3D



C-81RG-4D



C-81RG-6D



Natural Refrigerant

If the data and structure update, without notice, subject to material object.