

Salad & Sandwich Prep Table

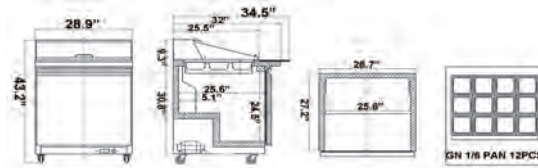
Mega Top Refrigerator



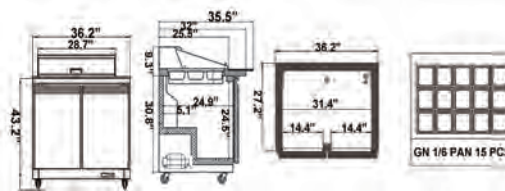
- CFC free refrigerant and foam insulation
- Electronic thermostat and digital LED temperature display for accurate control and easy reading
- Self-Closing Swing Door
- Magnetic gasket can be replaced without any tools
- External: Stainless steel framework construction
- Internal: S/S 304 & coated aluminum & ABS plastic
- Auto defrosting and auto evaporation to prevent condensation
- Magnetic gaskets can be replaced without any tools
- Condensation pan efficiently evaporates excess water
- Adjustable, heavy-duty epoxy coated wire shelves, one shelf per door
- 1/6 size Polycarbonate GN pan and plastic cutting board included
- Easy to mount 3" casters (front casters with brakes) are standard with all units
- Temperature: 33°F to 40°F / 1°C to 4°C
- Electrical: 115/60/1 with NEMA 5-15P plug, 10ft cord



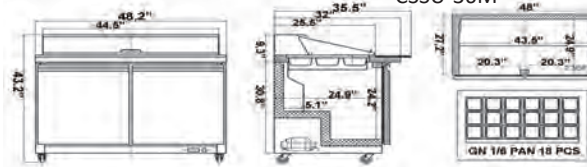
CSSU-29M



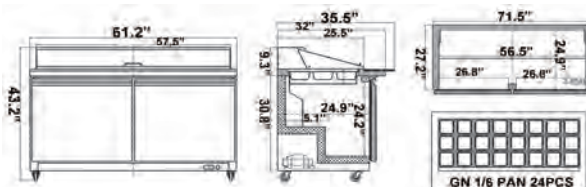
CSSU-36M
CSSU-48M
CSSU-60M



CSSU-36M



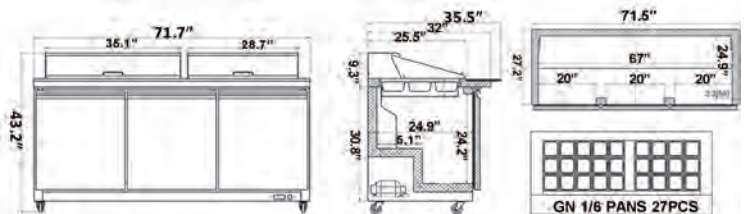
CSSU-48M



CSSU-60M



CSSU-72M



CSSU-72M

SPECIFICATIONS

Refrigerator

Model	Door	1/6 Size	Ext. Dimensions W x D x H (in)	Int.. Dimensions W x D x H (in)	V/Hz/Ph	AMPS	HP	Storage Capacity(cu-ft)	NEMA PLUG	Ship Weight(lbs)	Ship Data W x D x H (in)
CSSU-29M	1	12	28.9x35.5x36.25/43.2	25x24.9x24.2	115/60/1	3A	1/3	7	5-15P	276	31.3x32.3x46.5
CSSU-36M	2	15	36.2x35.5x36.25/43.2	31.4x24.9x24.2	115/60/1	4.3A	1/2	7.7	5-15P	255	38x34.3x47.2
CSSU-48M	2	18	48.2x35.5x36.25/43.2	43.5x24.9x24.2	115/60/1	4.3A	1/2	12	5-15P	322	50.6x32.3x46.5
CSSU-60M	2	24	61.3x35.5x36.25/43.2	56.5x24.9x24.2	115/60/1	4.3A	1/2	15.5	5-15P	373	63.6x32.3x46.5
CSSU-72M	3	27	71.7x35.5x36.25/43.2	67x24.9x24.2	115/60/1	4.3A	1/2	18	!	!	45.9



Certified To ANSI/NSF 7 Standards
If the data and structure update, without notice, subject to material object

