

Glass Door Coolers



SWING DOOR SERIES (Hinged Door)

Features

- CFC free refrigerant and foam
- Electronic thermostat and digital LED temperature display for accurate control and easy reading
- Self-closing door
- Magnetic gasket can be replaced without any tool
- Low-e triple pane glass doors with heater on glass and inside door frame
- INTERIOR: powder-coated steel White
- EXTERIOR: powder-coated steel Black, plastic top sign panel with lamp
- LED interior lighting for total product display
- Heavy-duty polyethylene coated adjustable wire shelves
- Refrigerators hold 33-40°F/1 to 4°C
- Digital temperature readout display with electronic-thermostatic control
- Condensate heating element built into condensate pan for efficient evaporation of excess water
- Electrical: 115/60/1 with NEMA 5-15P plug, 10ft cord



CDM-B12R CDM-B16R

CDM-B23R CDM-B26R

CDM-B48R

CDM-B72R

Specifications

REFRIGERATORS										
MODEL	DOOR	Ext. Dimensions W X D X H (In)	Int.. Dimensions W X D X H (In)	V/Hz/Ph	AMPS	HP	STORGE CAPACITY Sq-ft	SHELVES	SHIP WEIGHT LBS	NEMA PLUG
CDM-B12R	1	25 x 26 x 63.9	21.2 x 19.1 x 42.3	115/60/1	3	1/5	12	3	254	5-15P
CDM-B16R	1	25 x 26.2 x 76.8	21.2 x 19.1x 55.3	115/60/1	3	1/5	16	3	282	5-15P
CDM-B23R	1	26.8 x 32.2 x 81.6	22.8 x 26 x 55.5	115/60/1	3	1/5	23	4	331	5-15P
CDM-B26R	1	28.3 x 34.2x 81.6	24.3 x 31.7 x 55.7	115/60/1	3	1/5	24	4	345	5-15P
CDM-B36R	2	39.5 x 30.75 x 81.5	35.6x 22.9x 63.5	115/60/1	7	1/2	36	8	430	5-15P
CDM-B48R	2	54x 30.75 x 81.5	48.2x 22.9x 63.5	115/60/1	7	1/2	48	8	540	5-15P
CDM-B72R	3	81x 30.75x 81.5	77x 22.9x 63.5	115/60/1	10	3/4	72	12	741	5-15P



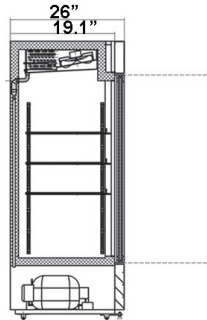
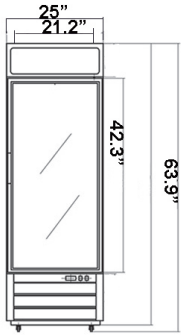
Certified To ANSI/NSF 7 Standards

If the data and structure update, without notice, subject to material object.

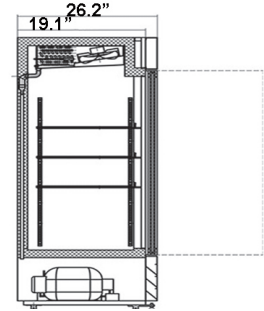
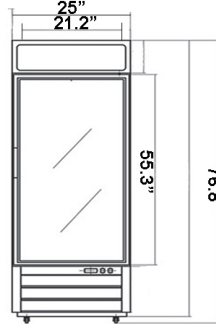
Dimensions in inches



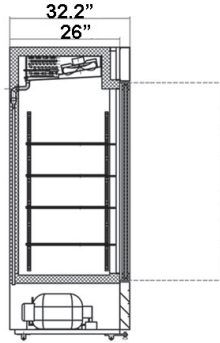
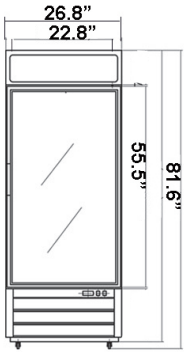
CDM-B12R



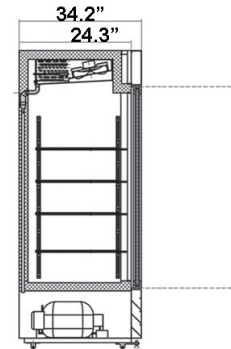
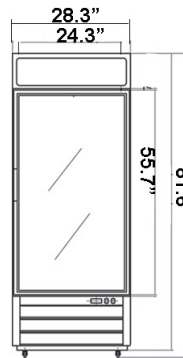
CDM-B16R



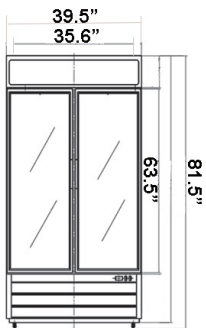
CDM-B23R



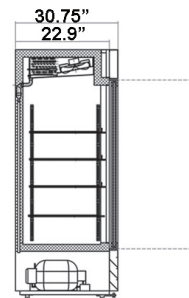
CDM-B26R



CDM-B36R



CDM-B48R



CDM-B72R

