



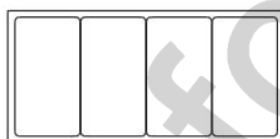
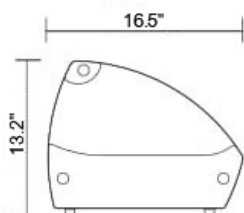
AMERICAN SERIES

DFH45

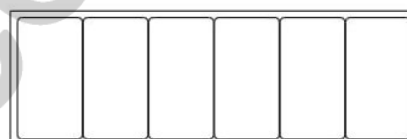


Standard Features:

- Adjustable temperature controller
- Stainless steel
- Front curved glass
- Back sliding doors
- Tempered glass
- With GN Pans



4¹/₃
DFH31



6¹/₃ OR 4¹/₂
DFH45



8¹/₃
DFH59

Product Model	DFH31	DFH45	DFH59
Unit Dimension (WxDxH)	30.4"x16.5"x13.2"	44.4"x16.5"x13.2"	58.4"x16.5"x13.2"
Packing Dimension (WxDxH)	32.2"x18.9"x15"	46.2"x18.9"x15"	60.2"x18.9"x15"
Voltage	115V/60Hz	115V/60Hz	115V/60Hz
Power	500W	800W	1000W
Heating System	Static	Static	Static
Input Power	500W	800W	1000W
Temperature	30-90°C	30-90°C	30-90°C