

# Glass Door Merchandisers

## Swing Door Freezer



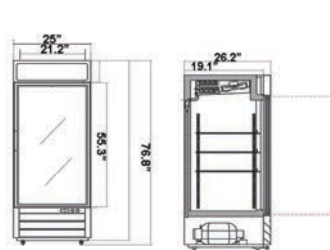
### FEATURES

- CFC free refrigerant and foam insulation
- Electronic thermostat and digital LED temperature display for accurate control and easy reading
- Self-closing door
- Magnetic gasket can be replaced without any tools
- Energy efficient Low-e triple pane glass doors with heater on glass and inside door frame
- Auto defrosting and auto evaporation to prevent condensation
- Condensation pan efficiently evaporates excess water
- INTERIOR: White powder-coated steel
- EXTERIOR: Black powder-coated steel, plastic top sign panel with lamp
- LED interior lighting to enhance product display
- Heavy-duty polyethylene coated adjustable wire shelves
- Easy to mount 4" casters (front casters with brakes) are standard with all units
- Refrigerators hold 0°F to -10°F / -17°C to -23°C
- Electrical: 115/60/1 with NEMA 5-15P plug, 10ft cord
- 115/208-230/60/1 with NEMA L14-20P plug, 10ft cord

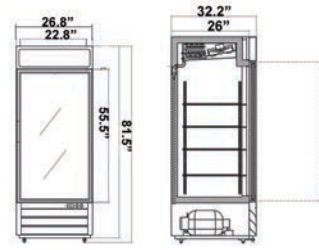


CDM-B16F

CDM-B23F



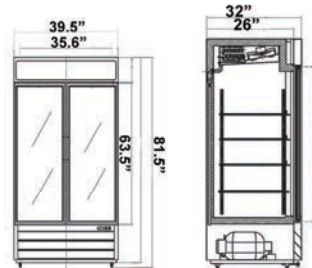
CDM-B16F



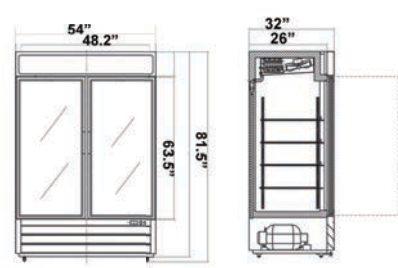
CDM-B23F



CDM-B36F  
CDM-B48F



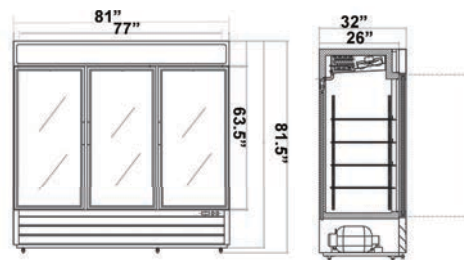
CDM-B36F



CDM-B48F



CDM-B72F



CDM-B72F

### SPECIFICATIONS

#### Freezer

Model	Door	Ext. Dimensions W X D X H (In)	Int.. Dimensions W X D X H (In)	Shelves	V/Hz/Ph	AMPS	HP	Storage Capacity cu-ft	Ship Weight lbs	NEMA PLUG
CDM-B16F	1	25 x 26 x 76.8	21.2 x 19.1 x 61	3	115/60/1	5	1/2	16	289	5-15P
CDM-B23F	1	26.8 x 32 x 81.5	22.8 x 26 x 64	4	115/60/1	8	1/2	23	353	5-15P
CDM-B36F	2	39.5 x 32 x 81.5	35.6 x 22.9 x 63.5	8	115/60/1	9	1	36	450	5-15P
CDM-B48F	2	54 x 32 x 81.5	50.2 x 26 x 64	8	115/208-230/60/1	6.5	1	48	567	L14-20P
CDM-B72F	3	81 x 32 x 81.5	77.45 x 25.5 x 64	12	115/208-230/60/1	9	1-1/4	72	829	L14-20P



Certified To ANSI/NSF 7 Standards

If the data and structure update, without notice, subject to material object