

2 to 6 Players · Ages 10 and Up · 40 Minutes (2 Players) to 120 Minutes (6 Players)

# Disney Villainous<sup>™</sup> Instructions






Take on the role of a Disney Villain.  
To win, you must explore your character's unique abilities and discover how to achieve your own story-based objective. Each Villain Guide will inspire you with strategies and tips. Once you've figured out the best way to play as one Villain, try to solve another. There are six different Villains, and each one achieves victory in a different way!

To learn how to play, watch the video:



[Ravensburger.com/DisneyVillainousGamePlay](https://Ravensburger.com/DisneyVillainousGamePlay)

# Components



6 Boards



3 Lock Tokens



1 Fate Token



80 Power Tokens



1 Cauldron



6 Reference Cards

6 Villain Movers



Captain Hook Jafar Maleficent Prince John Queen of Hearts Ursula

6 Villain Decks (30 cards in each deck)



Captain Hook Jafar Maleficent Prince John Queen of Hearts Ursula



6 Fate Decks (15 cards in each deck)




6 Villain Guides

# Setup

**1** Each player chooses a Villain and takes the corresponding Board, Villain Mover, Villain deck, Fate deck, and Villain Guide, as well as a Reference Card.

**2** Place your Board in front of you. Each Board contains four locations. Place your Villain Mover on the left-most location.

**3** If the right-most location has a lock symbol in the corner, place a Lock Token on that location.



## Player Setup



**4** Shuffle your Villain deck and place it face down to the left of your Board. Leave room for a discard pile.

**5** Draw a starting hand of four cards from your Villain deck. You may look at your cards, but keep them secret from the other players.

**6** Shuffle your Fate deck and place it face down to the right of your Board. Leave room for a discard pile.

**7** Place the Power Tokens in the Cauldron and place it within reach of all players.

**8** Choose a player to go first. The first player does not start with any Power. The second player takes one Power from the Cauldron. The third and fourth players each take two Power. The fifth and sixth players each take three Power.



1st Player



2nd Player



3rd and 4th Players




5th and 6th Players



Cauldron of Power Tokens


# Game Overview

Each player takes the role of a different Disney Villain. Each Villain has a different Objective they are trying to achieve. Each turn, players move their Villain Mover to a location on their Board and perform actions that are available there. As soon as a player has fulfilled their Villain's Objective, the game ends and that player wins. **Read the Objective on your Board out loud so that all players know your Objective.**



## Reference Card

One side of the Reference Card lists how each Villain reaches their Objective. This will help you determine if an opponent is approaching victory. The other side identifies the actions.



## Villain Guide

The Villain Guide includes details on your Objective and other information specific to your Villain. This will come in handy during the game.

# Your Realm

Each player has their own Board, representing their Villain's Realm. All cards played to your Board are considered to be in your Realm. Cards in your hand, decks, and discard piles are not in your Realm. Card Abilities only affect cards in the same Realm. **No card in one Villain's Realm will ever affect a card in another Villain's Realm.**

## Locations

Each Realm has four locations you may move your Villain to.



## Villain Deck

You draw and play from this deck to reach your Objective.

## Objective

Each Villain has a different Objective they must achieve to win the game.

## Fate Cards

Your opponents play Fate cards to the top of your Board.

## Actions

Each location has actions you may perform when you move to that location.



## Fate Deck

Your opponents draw and play from this deck to hinder your progress.

## Villain Cards

You play Villain cards to the bottom of your Board.


Mid-Game Example

# On Your Turn

Do the following, in this order:

## 1 Move Your Villain

Move your Villain Mover to a different location. You may move to any location in your Realm, as long as it is not locked. **You may not stay at your previous location.**



The Lock Token indicates that this location is locked. You may not move to a locked location.

## 2 Perform Actions

Each location has symbols representing the actions you may take when you move there. You may perform all of the available actions **in any order**. Each action may be performed one time for each symbol that appears. **All actions are optional.**

(See **Types of Actions** on the next page.)

During the game, actions may become covered by Fate cards. If an action is covered, that action is unavailable and may not be performed until the card covering it is moved or discarded. When an action is uncovered, it is immediately available and may be performed if your Villain is at that location and it is still your turn.

If you move to this location, you may perform all four actions.



Actions covered by a card are not available and may not be performed.

If you move to this location, you may perform only these two actions.

## 3 Draw Cards

At the **end of your turn**, if you have fewer than four cards in your hand, draw from your Villain deck until you have four. If you need to draw from your deck when it is empty, shuffle your discard pile to form a new deck.

**Now it's the next player's turn.**

**Note:** You must wait until the end of your turn to draw back to four cards, even if you have fewer than four at the start of your turn.

# Types of Actions

**Important:** Your Villain's location dictates **what actions** you may perform. However, you can execute those actions at **any location**, as long as it is not locked.



## Gain Power

Take Power from the Cauldron equal to the number on the symbol. Power is the currency of the game. You need Power to play cards and activate Abilities.



Take 2 Power.



## Play a Card

Play a card from your hand. You may play only **one card** for each Play a Card action.

Most cards have a Cost that is shown in the upper left corner. When you play a card, **you must pay its Cost** by returning that many Power to the Cauldron. If you do not have enough Power to pay a card's Cost, you may not play the card.

An **Item** or **Ally** may be played to **any location** in your Realm, as long as it is not locked. Play the card to the bottom of your Board, below the location. (See **Types of Cards** for details.)



**Example:** Pay the Cost (3 Power), then play this Item to any location.



## Activate

Choose one **Item** or **Ally** in your Realm with an Activate symbol. Pay the card's Activation Cost, if any, and perform the card's Activated Ability. You may not activate a card at a locked location. (See **Types of Cards** for details.)



**Example:** Pay 1 Power to activate this card's Ability.



## Fate

Choose an opponent to target and reveal\* two cards from the top of **their** Fate deck. Play one card and discard the other face up to that opponent's Fate discard pile. You decide how to use the Fate card's Ability against your opponent. By taking a Fate action, you can disrupt an opponent's progress.

A **Hero** may be played to any location in that opponent's Realm, as long as it is not locked. Play the Hero **to the top of their Board**, covering the top of the location. (See **Types of Cards** for details.)

If you need to reveal one or more cards from an opponent's Fate deck when it is empty, they shuffle their Fate discard pile to form a new deck.

\*See "Revealing" Cards and "Looking at" Cards on page 10.



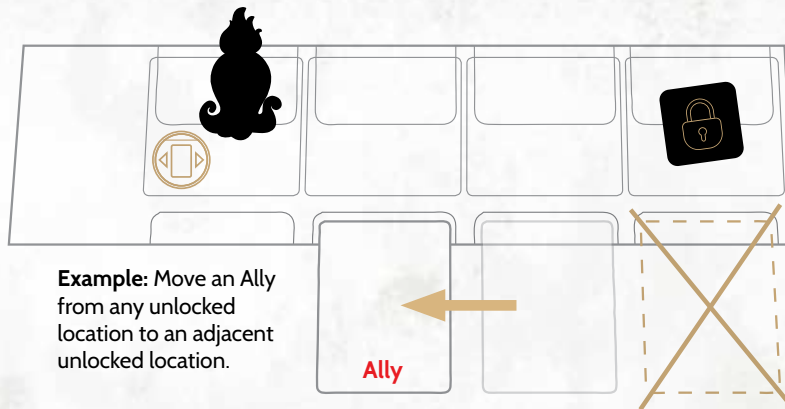
**In a 5- or 6-player game:** When you are the target of a Fate action, take the **Fate Token** from the last player who was targeted. As long as you have the Fate Token, you may not be the target of a Fate Action.



## Move an Item or Ally

Move one **Item** or one **Ally** at any location in your Realm to an adjacent location.

You may not move an Item or Ally into or out of a locked location. You may not move an Item that is attached to an Ally or a Hero.



**Example:** Move an Ally from any unlocked location to an adjacent unlocked location.



## Move a Hero

Move one **Hero** at any location in your Realm to an adjacent location. You may not move a Hero into or out of a locked location.



## Vanquish

Defeat one **Hero** at any location in your Realm by using one or more **Allies** that are already at the same location as the Hero.

Each Ally and Hero has a Strength (lower left corner) which may be modified by other cards in the Realm. The Ally must have a Strength **equal to or higher than** the Hero's Strength. Multiple Allies may be used by adding their Strengths together.

To Vanquish the Hero, discard the Ally (or Allies) to your Villain discard pile. Discard the defeated Hero to your Fate discard pile.



**Example:** You have three Allies at the same location as a Hero with a Strength of 5. Because two of the Allies have a combined Strength of 5 (4+1), only those two Allies need to be used to Vanquish the Hero. Discard the Hero and the two Allies. The third Ally remains at the location.



## Discard Cards

Discard as many cards as you wish from your hand. Cards should be discarded face up to your Villain discard pile. Getting rid of unwanted cards will give you new options on your next turn.

When discarding, **do not immediately draw new cards**. You must wait until the end of your turn to draw back to four cards.

**Note:** Each Board is different, and some of these actions may not appear on your Board.

# Types of Cards

Each player has two decks of cards: Villain cards (with colored backs) and Fate cards (with white backs). **You play your Villain cards** from your hand to the bottom of your Board, while **your opponents play your Fate cards** to the top of your Board.

Any card that is at a location on your Board is considered to be in your Villain's Realm. A card's Ability is ongoing and in effect for as long as the card remains in your Realm.

There is no limit to the number of Villain cards or Fate cards that may be played to a location. As cards are played to locations, slightly offset them so all cards at a location can be seen.

**Note:** Some Villains have additional card types unique to them. These are explained in their respective Villain Guides.



Villain Cards



Fate Cards



**Ally** cards appear only in the Villain deck and represent your Villain's henchmen, helpers, and pets. To play an Ally, pay its Cost (shown in the upper left corner) and place the card below **any unlocked location** in your Realm.

Once Allies have been played to a location, you may use them to defeat Heroes at the same location by performing the Vanquish action. Each Ally has a Strength (shown in the lower left corner), which may be modified by other cards in the Realm. Additionally, most Allies have an Ability that affects other cards or actions. Once an Ally is in your Realm, you'll need to decide whether to use it to defeat a Hero or keep it in your Realm for its Ability.



**Hero** cards appear only in the Fate deck and represent the irksome do-gooders who are trying to stop your Villain's sinister plans. You play Heroes from your opponents' Fate decks by performing the Fate action. To play a Hero, place the card so it is covering the top of **any unlocked location** in that opponent's Realm.

You can use a Hero to hinder an opponent's progress by covering useful actions. The actions covered by a Hero are no longer available until the Hero is moved or defeated. Each Hero has a Strength (shown in the lower left corner), which may be modified by other cards in the Realm. Additionally, most Heroes have an Ability that makes it harder for your opponent to achieve their Objective.

If there are multiple Heroes at a location, and the Hero covering the action symbols is defeated, move any other Heroes down so one of them covers the symbols.



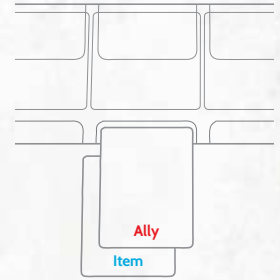


**Item** cards appear in both the Villain deck and the Fate deck and have an Ability that affects other cards or actions.

To play an Item from the Villain deck, pay its Cost (shown in the upper left corner) and place the card below **any unlocked location** in your Realm, unless the card says to attach it to an Ally.

If an Item says to **attach it to an Ally**, you must place the Item under an Ally at an unlocked location in your Realm. If there are no Allies available in your Realm to attach the Item to, you may not play that Item. If an Ally with an Item attached is moved or discarded, all attached Items are moved or discarded with them. There is no limit to the number of Items that may be attached to an Ally.

All Items from the Fate deck are attached to a Hero. To play an Item from the Fate deck, place the card under a Hero at an unlocked location. If there are no Heroes you can attach the Item to, you may not play that Item. If a Hero with an Item attached is moved or discarded, all attached Items are moved or discarded with them. There is no limit to the number of Items that may be attached to a Hero.



**Example:** If an Item says it must be attached to an Ally, play it underneath the Ally of your choice.

**Effect** cards appear in both the Villain deck and the Fate deck and are one-time events. To play an Effect, pay its Cost (if one is shown in the upper left corner), do what the card says, then discard it face up to the appropriate discard pile. If you cannot do what the card says, you may not play that Effect. Effects are considered to be in your Realm when they are played, but leave your Realm when discarded.



**Example:** Pay 1 Power to play this card, then discard it face up.




**Condition** cards are unusual because you play them **during an opponent's turn**. They are not played by performing a Play a Card action. During an opponent's turn, if you have a Condition in your hand and the requirement on the card is met, you may immediately play the card, do what it says, and then discard it face up to your discard pile.

After a Condition is played, the opponent's turn continues. Do not draw a new card. You must wait until the end of your turn to draw back to four cards.

## Activated Abilities

Some Items and Allies have Activated Abilities, which are card Abilities that must be activated to be used. Cards with an Activated Ability include an Activate symbol to indicate that their Ability is **not always in effect**. A card with an Activated Ability is played to a location as normal. Each time you wish to use the card's Ability, you must perform the Activate action and pay the Activation Cost, if any. You may not activate a card that is at a locked location.

If an Ally that has an Activated Ability is used to Vanquish a Hero, discard it as normal.



Activate Symbol  
Activation Cost

## Ending the Game

As soon as a player has fulfilled their Villain's Objective, the game ends and that player is the winner! It does not matter what location your Villain Mover is at or what Heroes remain in your Realm, as long as you fulfill your entire Objective, as described in your Villain Guide.

**Note:** Some Objectives are only fulfilled at the start of the turn, as stated on the Villain's Board.

## Reference

**Realm** All cards in play on either side of your Board are considered to be in your Realm. Effect cards are also considered to be in your Realm when they are played. A card only affects other cards in the same Realm. No card in one Villain's Realm will ever affect a card in another Villain's Realm. Cards in your hand, decks, and discard piles are not in your Realm.

**Locked Locations** Some Villains have locations that are locked at the beginning of the game, but which may be unlocked during the game. A locked location is denoted with a Lock Token. A Villain cannot move to a locked location, and cards cannot be played to, moved to, or moved from a locked location. You cannot attach an Item to an Ally or a Hero at a locked location. If a card is at a location that later becomes locked, the card's Ability remains in effect. However, you may not activate the Ability of a card at a locked location.

**"Playing" Cards and "Moving" Cards** Playing a card refers to adding a card to a Villain's Realm, either from your hand or from a Villain or Fate deck. Moving a card refers to taking a card that is in your Realm and moving it to a new location. If a card's Ability is triggered when it (or another card) is played, the Ability is not triggered if it is moved. Likewise, if a card's Ability is triggered when it (or another card) is moved, the Ability is not triggered if it is played.

**"Revealing" Cards and "Looking at" Cards** If a card instructs you to reveal cards, either from your hand or from your Villain or Fate deck, turn the cards over so that all players can see them. If a card instructs you to look at cards, either from your Villain or Fate deck, you may look at them privately, keeping them secret from the other players. If you ever need to reveal or look at a card from a deck when it is empty, shuffle the discard pile to form a new deck.

**"Finding" a Hero** If a card instructs you to find a specific Hero and play them, you must take the specified Hero from wherever they are and play them. When finding a Hero, first check to see if they are already at a location in the Realm. If so, remove them from their location, discard any Items that were attached to them, and then play them to the specified location. If the Hero is not already in the Realm, search the Fate discard pile and play them. If they are not in the Fate discard pile, search the Fate deck, play them, and re-shuffle the Fate deck.

**"Defeating" Heroes and "Vanquishing" Heroes** "Defeating" a Hero refers to removing that Hero from the top of your Board, either by performing a Vanquish action or by playing a card. "Vanquishing" a Hero refers to using one or more Allies at the Hero's location to defeat it. Card Abilities that allow you to "defeat" a Hero do not require you to discard Allies or perform a Vanquish action.

# Frequently Asked Questions

- What if a card conflicts with the Instructions?

If the Ability on a card violates a rule in the Instructions, the card takes precedence.

- If I reveal a Fate card that cannot be played, do I get to reveal a new one?

No. If a Fate card cannot be played (for example, you revealed an Item and there is no Hero in the Realm to attach it to), the card may not be played and must be discarded. If you are taking a Fate action and both cards revealed cannot be played, you must discard both of them without effect. Fate favored your opponent this time!

- If I defeat a Hero during my turn and action symbols are uncovered at my Villain's location, may I perform those actions on this turn?

Yes. If an action symbol at your location is uncovered during your turn, you may immediately perform the action. Likewise, if an action symbol is covered before you perform that action on your turn, you may not perform the action.

- If multiple Heroes are at one location, do I have to defeat them in a certain order?

No. If multiple Heroes are at a location, you may choose which Hero to defeat.

- I have a card that will allow me to defeat a Hero with a Strength of 4 or less. Does this refer to the Strength printed on the Hero card, or do I factor in other card Abilities?

Whenever referring to a Hero's (or Ally's) Strength, always consider all other card Abilities that are in effect in the Realm. For example, if a Hero has a Strength of 5 printed on their card, but another card in the Realm gives them -1 Strength, then that Hero's Strength is considered to be 4 for all purposes.

- If a Hero's Strength is reduced to 0 by other card Abilities, can I just remove that Hero from the Realm?

No. You must still use a Vanquish action or card Ability to defeat the Hero. However, if you use a Vanquish action, no Allies need to be discarded. You can defeat the Hero even if you have no Allies at the Hero's location.

- If I use a card's Activated Ability, do I then discard it?

No. The card remains in your Realm. There is no limit to the number of times you may activate a card's Ability, provided you use an Activate action and pay the card's Activation Cost, if any, each time.

- Can I play or move a Hero to the bottom of the Board?

No. Fate cards are always played to and moved across the top of the Board, unless a card Ability specifically instructs you to move a Fate card to the bottom of the Board.

- Can I look through my discard piles? What about an opponent's discard piles?

Yes. All discard piles are public, and any player may look through any discard pile at any time.

- If I can't do what a card says, can I still play it?

No. When played, the card's Ability must be resolved. If you cannot do what the card says, then you cannot play it. If you want to get it out of your hand, you must discard it by performing the Discard Cards action.

If the card says "may," the text that follows is optional. For example, if Prince John plays Set A Trap, moving an Ally is optional, but then he must perform a Vanquish action.

Contents: 6 Boards, 6 Villain Movers, 180 Villain Cards, 90 Fate Cards, 84 Tokens, 1 Cauldron, 6 Reference Cards, 6 Villain Guides, Instructions

# Which Villain do you want to be?

Vote at [Ravensburger.com/DisneyVillainousGame](https://Ravensburger.com/DisneyVillainousGame)