



Model Code F2610

revision 00 of 01-08-19
(the present replaces any previous versions)

Designer: centro studi interno

Structure: pinewood, beech-wood, multilayer and plywood covered with polyurethane foam. Metal frame on sides, covered with 05 Dark Brown colored regenerated cuoietto leather, also available in the following colors: 01 Russian leather, 02 Black, 29 Dove-Grey.

Spring system: elastic webbing.

Seat Padding: seat cushions in diversified density ecological polyurethane foam covered with 100% polyester padding, additionally wrapped with thermo-bonded textile fabric coupled with cloth (not available on motion versions).

Back Padding: back cushions in feather mix

Arm Interior: arm cushions in feather mix

Removability: partially removable covers: back cushions, seat cushions, with the exception of motion versions and loose arm cushions.

Sewing: leather covers feasible with contrast stitching in the colors available; cuts and sewing vary on microfiber (or fabric) covers.

Mechanisms: manually liftable panel positioned on the upper rear side of the sofa; the panel can be manually lifted thanks to two metal joints. A 90° rotation of the panel allows the back cushions to be repositioned, thus increasing the seat depth by 20 cm and the height of the model by 19 cm. Motion versions are equipped with electric sliding seats, that can be adjusted independently through a touch pad button panel on the sides of seat cushions. With sliding seats positioned outward - opening range equal to 18 cm approximately - the depth of the seat is 77 cm, whereas the total depth of the model is 131 cm.

Components: the model comes equipped with n. 1 arm cushion per arm side, that can be used as lumbar support when the back is positioned upwards. The use of n. 1 arm cushion per seat is recommended.

Standard feet: PM2129, h. 16 cm., PM2118 base h. 16 cm on motion versions, both in shiny metal, also available with satinized, titanium or graubraun finish. Some versions may be equipped with hidden feet with a supporting structural function.

Optional versions: arm pillow (683) in feather mix.

Please note: leather covers come in combination with Lady, a soft, suede-effect microfiber fabric. Lady is a water-repellent fabric; it is placed on the rear side of back cushions and armrest cushions, both loose and reversible, and entirely covers the rear side of the sofa, both the front and rear parts, including the structure supporting the back cushions. The chosen color for the Lady fabric is not always identical to the color of the leather; it does however match with it ("tone-on-tone"). Alternatively customers may choose the desired color match and indicate their color choice on the order. The colors available for this article are shown in the Lady's folder.

With the reservation of carrying for production purposes and without advanced notices modifications on the materials, coverings and dimensions of the product as indicated in the relevant specification. The given dimensions and volume are of indicative value being subject to the production process tolerances.

Density of seat and back

Markets	Seat	Back
I	35 Medium	
D - NL - CH		
USA - California		
GB	37 fire retardant	
Others	35 Medium	

Note: when no values/contents are specified in the chart, please refer to 'Others' field/area.

Coverings

	suggested	not suggested	not possible
thick leathers	✓		
thin elastic leathers	✓		
natural leathers	✓		
fabric*	✓		
microfibre*	✓		
leather + split			✓
DeLuxe			✓
multi colour			✓
multi-category			✓
multi covering			✓

Please note: for not removable models, only one colour fabric covers are available.

* fabrics and microfibers are not available for the U.K. market


Multicovering / Components / Optional vers.



1162_cus

1162_PAR

Feet



PM2129

PM2118

Ottoman

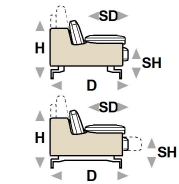


↑ fold following the dotted line ↑

quint'essenza. cal 1162



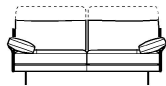
L Length - H Height - D Depth - SH Seat Height - SD Seat Depth
Dimensions refer to maximum sizes of the version with closed mechanism (where available).



dimensions

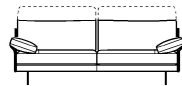
version code

Description



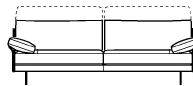
L 202
H80 D113 SH45 SD59
240

2 1/2 seater



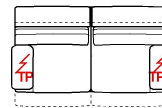
L 222
H80 D113 SH45 SD59
300

3 seater



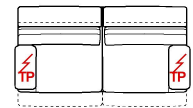
L 242
H80 D113 SH45 SD59
U70

large 3-seater



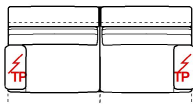
L 202
H80 D113 SH45 SD59
T14

2 1/2 str with
elec.mot.



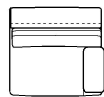
L 222
H80 D113 SH45 SD59
T15

3 str with
elec.mot.



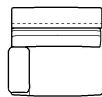
L 242
H80 D113 SH45 SD59
E66

3 seater maxi
elect.mot.



L 121
H80 D113 SH45 SD59
U73

large rhf chair



L 121
H80 D113 SH45 SD59
U74

large lhf chair



L 110
H80 D113 SH45 SD59
114

rhf maxi chair



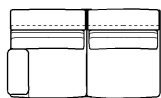
L 110
H80 D113 SH45 SD59
124

lhf maxi chair



L 195
H80 D113 SH45 SD59
251

1 right arm fac.2
1/2 str



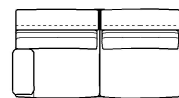
L 195
H80 D113 SH45 SD59
252

1 left arm fac. 2
1/2 str



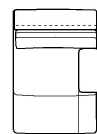
L 215
H80 D113 SH45 SD59
310

1 right arm facing
3 str



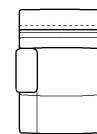
L 215
H80 D113 SH45 SD59
320

1 left arm facing 3
str



L 110
H80 D158 SH45 SD104
601

maxi chaise
lon.rgt arm fac.



L 110
H80 D158 SH45 SD104
602

maxi chaise
lon.lft arm fac.



L 25
H14 D60 SH- SD-
683

armrest pillow

↓ fold following the dotted line ↓

