

STAMP



UNLESS OTHERWISE SPECIFIED:
DIMENSIONS ARE INCHES
TOLERANCES:
FRACTIONAL ±
ANGULAR: MACH ±
BEND ±
TWO PLACE DECIMAL ±.010
THREE PLACE DECIMAL ±.005
MATERIAL:
FINISH:

PROPRIETARY AND CONFIDENTIAL
THE INFORMATION CONTAINED IN THIS
DRAWING IS THE SOLE PROPERTY OF
ELECTRIC TECH CONSTRUCTION, INC. ANY
REPRODUCTION IN PART OR AS A WHOLE
WITHOUT THE WRITTEN PERMISSION OF
ELECTRIC TECH CONSTRUCTION, INC. IS
PROHIBITED.

APPROVALS & DATES

NOT FOR CONSTRUCTION UNLESS
LABELED AS CONSTRUCTION SET

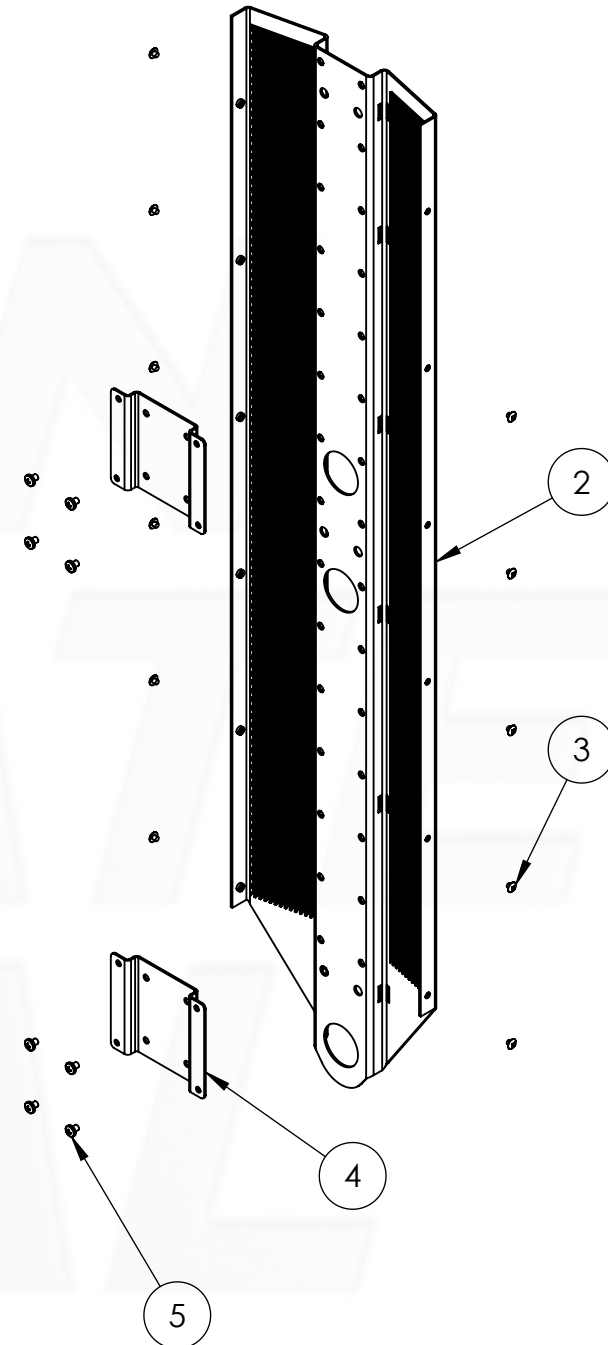
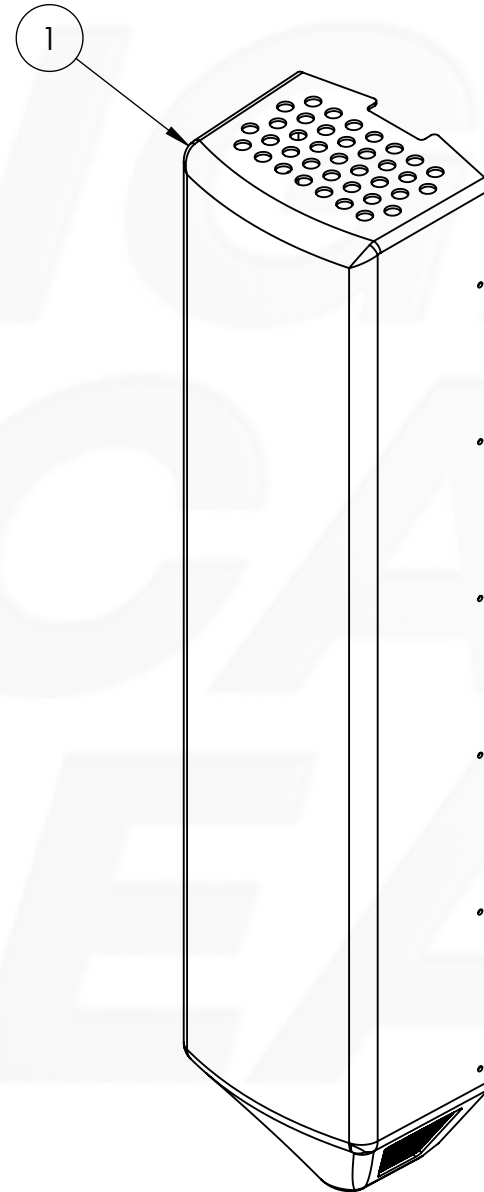
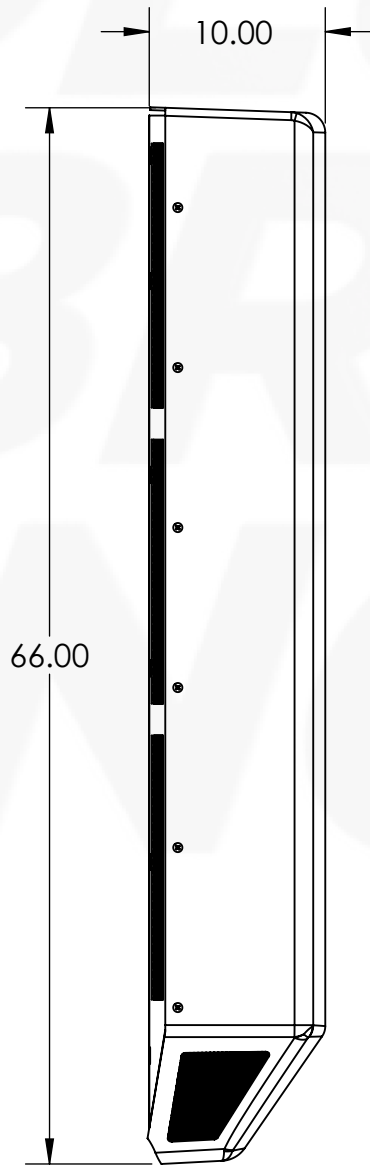
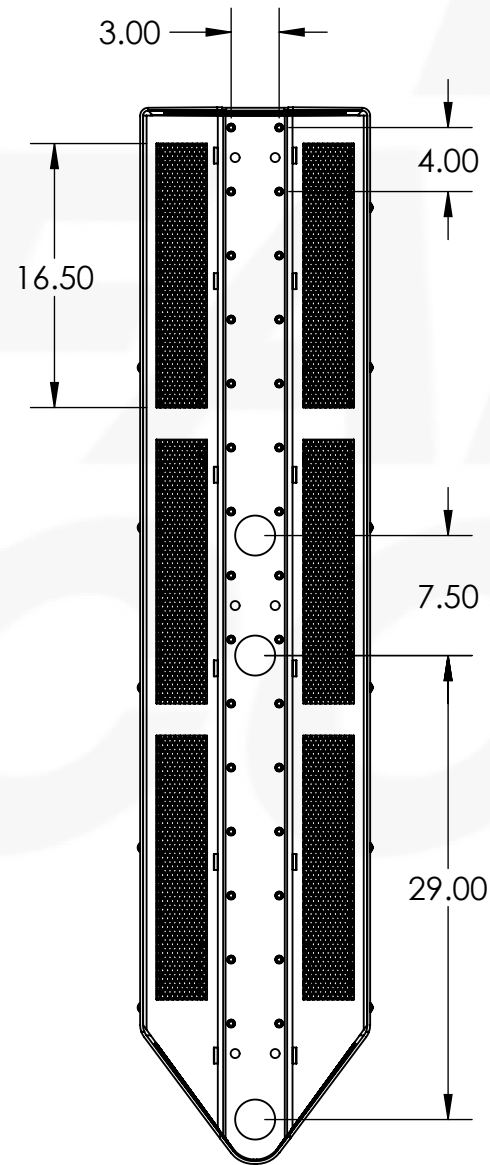
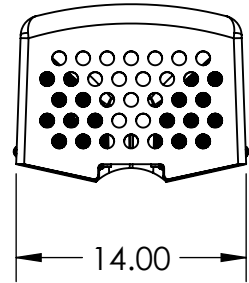
SITE NUMBER

SITE NAME

PRODUCT ID #
5.5ft FINAL

REV	A
-----	---

PRODUCT
DESCRIPTION



ITEM NO.	PART NUMBER	QTY.
1	5.5 FT SHROUD	1
2	5.5 FT MOUNT	1
3	1/4-20 X 3/4" TRUSS HEAD	12
4	6503 RADIO ADAPTER	2
5	M8-1.25 X 16	8

STAMP



UNLESS OTHERWISE SPECIFIED:

DIMENSIONS ARE INCHES
TOLERANCES:
FRACTIONAL ±
ANGULAR: MACH ±
BEND ±
TWO PLACE DECIMAL ±.010
THREE PLACE DECIMAL ±.005

MATERIAL:
FINISH:

PROPRIETARY AND CONFIDENTIAL

THE INFORMATION CONTAINED IN THIS
DRAWING IS THE SOLE PROPERTY OF
ELECTRIC TECH CONSTRUCTION, INC. ANY
REPRODUCTION IN PART OR AS A WHOLE
WITHOUT THE WRITTEN PERMISSION OF
ELECTRIC TECH CONSTRUCTION, INC. IS
PROHIBITED.

APPROVALS & DATES

NOT FOR CONSTRUCTION UNLESS
LABELED AS CONSTRUCTION SET

SITE NUMBER

SITE NAME

PRODUCT ID #
5.5ft FINAL

REV A

PRODUCT
DESCRIPTION