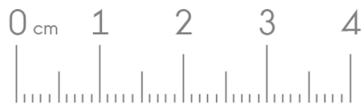
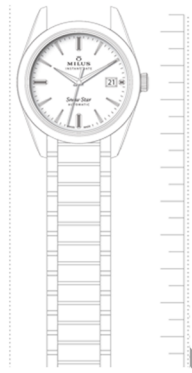


GUIDE FOR METAL BRACELET

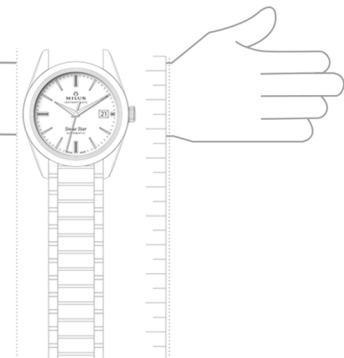
Centimeters



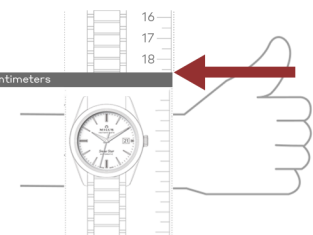
Print in A4 format at 100%
without adjusting the margins



Cut out the scale on the right



Place the cut-out on your wrist
and adjust it to your preferences



When the cut-out is well fitted,
report the centimeters that are
right above the grey rectangle.
Indicate this size when purchasing
the bracelet



13
14
15
16
17
18
19
20
21
22

