

Non-CPA Accountant Skills and Knowledge Test

REPORT

Will Thomas

Time Taken:	37:21
Started:	05/07/2024 02:02 EST
Finished:	05/07/2024 02:39 EST

NON-CPA ACCOUNTANT TEST REPORT

Introduction

The Non-CPA Accountant Test is designed for those working as accountants, but who are not CPA's. This would include those with tertiary qualifications in accounting, provisional members of CPA, ACCA (or equivalent) or those with no formal qualifications but whose job categorizes them as accountants.

Context

This report is generated from the candidate's responses to 40 questions covering Double Entry Accounting, Accounting & Financial Reporting, Taxation, and Business Advisory & Analysis. Questions are also divided into Basic, Intermediate and Advanced categories to test the extent of each candidate's skills and knowledge.

Waiver and Limitations

Accountests reports are an indicator of Accounting and Bookkeeping knowledge and skills only. These tools work at their best in conjunction with competency based interview questions to both the candidate and their referees, personality profiles, and ability tests to reach a strong decision on whether to appoint the candidate into a role. Because successful candidate selection is based on personality and ability as well as skills and knowledge, Accountests Ltd accepts no responsibility for selection or other decisions made using this tool and cannot be held liable for the consequences of doing so.

Norm Group

The report also compares a candidate's performance in this test against a norm group of other Non-CPA Accountants to provide an estimate of skills and knowledge in comparison with their peers.

Test Proctoring Reports

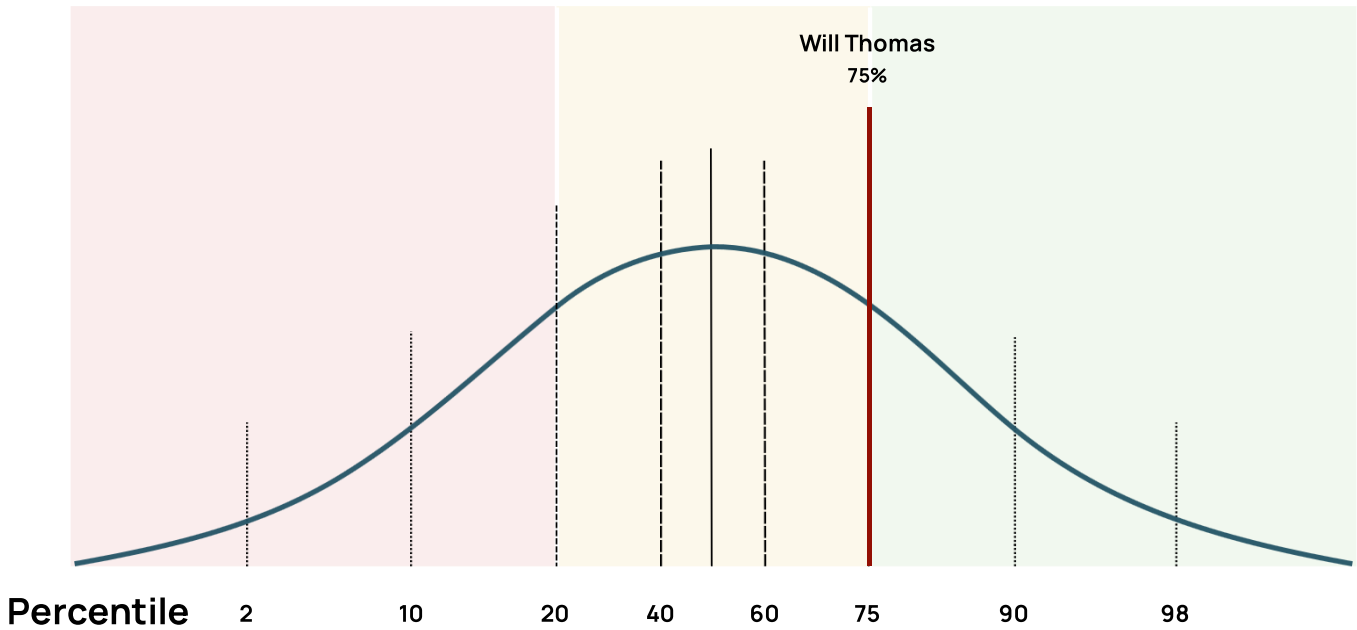
All tests are proctored and will produce a report, available at the completion of the test. You can access these proctoring reports by logging in to the testing platform and selecting the 'Manage Remote Proctoring' tile. For more information on proctoring see our [website](#).

Content

- 1 Overall test score compared to Non-CPA Accountants Norm Group
- 2 Overall test score as Questions Correct, Incorrect and Omitted
- 3 Test performance in Basic, Intermediate, and Advanced Questions
- 4 Test performance in Double Entry Accounting, Accounting & Financial Reporting, Taxation and Business Advisory & Analysis
- 5 Performance in each of the 40 Questions
- 6 Interpreting test scores

COMPARATIVE PERFORMANCE

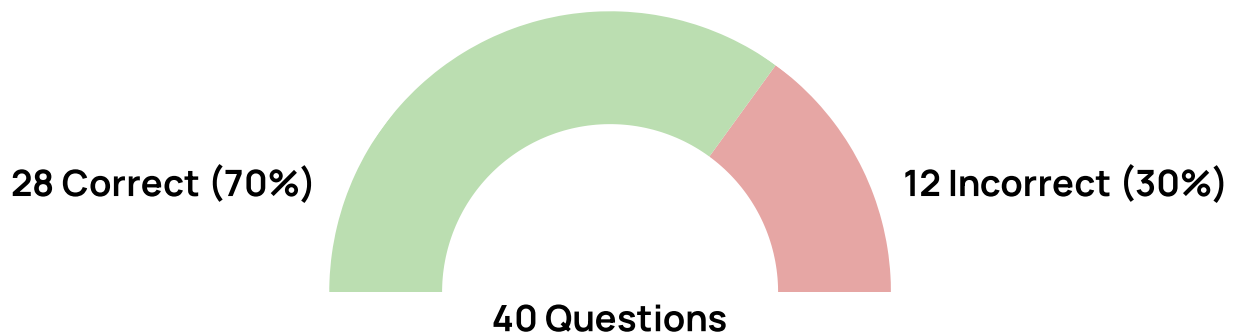
Percentile Distribution Curve



When compared to the existing norm group, Will Thomas scored in the 75th percentile on this test, suggesting that they would achieve a greater than or equal score to 75 in 100 Non-CPA Accountants.

Whilst percentile scores give a valuable indication of a candidate's score in relation to their peers, using this test in making a strong decision on whether to recruit or promote the candidate requires a deeper analysis of the candidates score in elements of accounting most applicable to the job. The following pages provide that depth of analysis.

TOTAL SCORE SUMMARY



ANALYSIS BY DIFFICULTY

BASIC

Performance in Basic questions in Double Entry Accounting, Accounting & Financial Reporting, Taxation and Business Advisory & Analysis

12 Questions (100%)



10 Correct (83%)

2 Incorrect (17%)

INTERMEDIATE

Performance at the level expected of Part/Non-Qualified Accountants in questions covering Double Entry Accounting, Accounting & Financial Reporting, Taxation and Business Advisory & Analysis

16 Questions (100%)




12 Correct (75%)

4 Incorrect (25%)

ADVANCED

Performance above the level expected of most Part/Non-Qualified Accountants, or at the level of senior Part/Non-Qualified Accountants in questions covering Double Entry Accounting, Accounting & Financial Reporting, Taxation and Business Advisory & Analysis

12 Questions (100%)



6 Correct (50%)

6 Incorrect (50%)

ANALYSIS BY TOPIC

DOUBLE ENTRY ACCOUNTING

Skills in double entry accounting including easier and more complex journals

8 Questions (100%)



8 Correct (100%)

0 Incorrect (0%)

ACCOUNTING & FINANCIAL REPORTING

Accounting concepts and understanding of Financial Reporting but not covering US GAAP

8 Questions (100%)



6 Correct (75%)

2 Incorrect (25%)

TAXATION

Skills for those involved in business taxation compliance, both direct and indirect taxes. Federal income taxes and generic sales taxes

12 Questions (100%)



6 Correct (50%)

6 Incorrect (50%)

BUSINESS ADVISORY

Skills for those producing financial information for business owners to assist in their decision making, and which tends to be forward looking

12 Questions (100%)



8 Correct (67%)

4 Incorrect (33%)









RESULTS OVERVIEW

correct =  incorrect =  omitted = 

Q#	Question Detail	Topic	Difficulty	A
1	Where to place an account in financial statements	Double Entry Accounting	Basic	
2	Automated payments	Double Entry Accounting	Basic	
3	Capitalization of costs	Double Entry Accounting	Basic	
4	Journals required for a transaction #1	Double Entry Accounting	Intermediate	
5	Understanding the trial balance	Double Entry Accounting	Intermediate	
6	Correcting coding errors	Double Entry Accounting	Intermediate	
7	Journals for an accrual	Double Entry Accounting	Advanced	
8	Journals required for a transaction #2	Double Entry Accounting	Advanced	
9	Purpose of the balance sheet	Accounting & Financial Reporting	Basic	
10	Accounting terminology of margins	Accounting & Financial Reporting	Basic	
11	Accounting terminology of reconciliations	Accounting & Financial Reporting	Intermediate	
12	Calculate equity	Accounting & Financial Reporting	Intermediate	
13	Which transaction has no impact on equity	Accounting & Financial Reporting	Intermediate	
14	Journal for tax payments	Accounting & Financial Reporting	Advanced	
15	Which transaction reduces equity	Accounting & Financial Reporting	Advanced	
16	What makes up asset / liability balances	Accounting & Financial Reporting	Advanced	
17	Calculate sales tax portion	Taxation	Basic	
18	Sales Tax status of a sale transaction	Taxation	Basic	
19	Receipts needed for income tax deductions	Taxation	Basic	
20	Tax rates	Taxation	Intermediate	

RESULTS OVERVIEW

correct =  incorrect =  omitted = 

Q#	Question Detail	Topic	Difficulty	A
21	Motor vehicle expense claims	Taxation	Intermediate	
22	Payroll tax requirements	Taxation	Intermediate	
23	Tax on overseas income	Taxation	Intermediate	
24	Basis for levying Capital Gains Tax	Taxation	Intermediate	
25	Deductibility for asset purchases	Taxation	Intermediate	
26	Accounting for income taxes	Taxation	Advanced	
27	Employee vs contractor	Taxation	Advanced	
28	Use of personal Vehicle	Taxation	Advanced	
29	Calculate margins	Business Advisory	Basic	
30	Variance terminology	Business Advisory	Basic	
31	How to improve receivables collection	Business Advisory	Basic	
32	Does the account balance look right	Business Advisory	Basic	
33	Project funding analysis	Business Advisory	Intermediate	
34	Fixed vs variable costs	Business Advisory	Intermediate	
35	Inventory management	Business Advisory	Intermediate	
36	Cash forecasting assumptions	Business Advisory	Intermediate	
37	Analysis of management accounts	Business Advisory	Advanced	
38	Calculate working capital	Business Advisory	Advanced	
39	How to measure cashflow	Business Advisory	Advanced	
40	Variances in sales reports	Business Advisory	Advanced	

INTERPRETING RESULTS

Interpreting Test Scores

The following information provides a guide on how to interpret the results of a candidate test.

Sten & Percentile Scores

Your candidate's overall performance score is expressed as both a Sten Score & a Percentile Score as different clients have a preference for either of these scores when comparing their test-takers to the norm group.

If you are unfamiliar with these scores, here is a short definition of both.

Sten Scores

Sten scores divide the range of scores a candidate can achieve into ten units. You can think of sten scores as 'marks out of ten', where scores of 1 & 2 are well below average, scores of 3 below average, scores of 4 slightly below average & scores of 5 and 6 average. Scores of 7 are slightly above average, 8 is above average, with scores of 9 and 10 well above average.

Percentile Scores

Percentile Scores measure your candidate against a norm group of similarly qualified and experienced people from the country in which the test is based.

Percentile Scores rank your candidate against the norm group of other Non-CPA Accountants. For example, if your candidate achieves a 65th Percentile Score, then you can expect them to achieve a higher score than 64 in 100 Non-CPA Accountants.

A 20th Percentile Score would suggest they would achieve a higher score than 19 in 100 Non-CPA Accountants. The higher the percentile score achieved by your candidate, the better they have performed against that norm group.

Try not to fall into the trap of only considering candidates with very high percentile scores for selection. A candidate with a percentile score in the 'average band' can be described as a typical performer of technical accounting tasks among the norm group, which is representative of the applicant pool in your country.

If your candidate has achieved an 'average score', take a closer look at their performance in the accounting subjects in the test with a view of determining whether they have performed well in the accounting tasks in the Job Description for your vacant role. You can then determine whether they have reached a benchmark for selection and where you may need to concentrate professional and technical training and support in getting a candidate up to speed if appointed.

Overall Scores

An overview of test performance provides a summary of on how many questions your candidate completed in the allocated time of 40 minutes, in terms of how many questions they got correct, incorrect and the number of questions omitted. You can use this information to identify candidates with lower percentile scores, but high degrees of accuracy, suggesting they worked slowly but accurately in the test, which may keep them in the selection process.

INTERPRETING RESULTS

Omitted Questions

Attention should be paid to the number of questions omitted. Because the test is timed, questions are omitted where a candidate chooses to skip a question and also where they run out of time. To determine whether your candidate ran out of time, look at the cover page to see the time they took to complete the test. If the time is 40:00, then the candidate was still working on the test when their time expired.

Basic, Intermediate, and Advanced Questions

This page lists the number of questions categorised as Basic, Intermediate and Advanced across the 40 questions of the test, with your candidates performance in each category. This can provide value in determining the skill and knowledge levels your candidate possesses now against the skill level required to perform the job they have applied for.

Accounting Topics

For each of the four Accounting Topics in this test, you can see the number of questions the candidate answered correctly, incorrectly and questions omitted. Hiring managers only interested in one or two accounting topics can concentrate on a candidate's performance in topics essential to success in the role.

Individual Questions

The most detailed level of the report lists all 40 questions topics, whether they were answered correctly, incorrectly or omitted, allowing selection panels to drill down to explore particular elements of accounting most important to their organisation, and their candidates performance against those questions.

FURTHER SUPPORT

For further support in interpreting this report, visit the Accountests website

www.accountests.com

or send us an email to

help@accountests.com

