



SERIES G2 PRODUCT DATA SHEET

MODEL	PART NUMBER	MOTOR TYPE
SG2 09-A-E24V-10DL-WR00-MC	104340	Electric 24V
SG2 09-C-E24V-10DL-WR00-MC	104345	Electric 24V
SERIAL NUMBER	INSPECTED BY	DATE

ENGINEERING DATA		
Rated Pulling Force:	9000 lbf	4082 kgf
Drum Barrel Diameter:	4 in	101.6 mm
Drum Flange Diameter:	8.24 in	209.3 mm
Drum Width:	9.95 in	252.7 mm
Evaluated Rope Diameter:	3/8 in	9.5 mm
Maximum Wire Rope Diameter:	1/2 in	12.7 mm
Minimum Wire Rope Breaking Strength:	15100 lbf	6849 kgf
Maximum Layers of Wire Rope:	4 with 3/8in rope	
Gear Train:	Planetary	
Gear Reduction:	212:1	
Mounting Bolt Size:	M12 X 1.75 Class 8.8	
Mounting Bolt Torque:	46-51 lbf-ft	63-69 Nm
Duty Cycle (per SAE J706 section 6.2):	47.3 ft	14.4 m
Approximate Shipping Weight:	96.9 lbf	44.0 kg
Brake Type:	Automatic Disk Brake per SAE J706 Sec. 4.2	
Sealing:	IP68/IP69K	
UV Rating:	1200 kJ/m ² per ASTM G154	
Corrosion Resistance:	408 hrs per ASTM B117	
Operating Temperature:	-40°F to 158°F (-40°C to 70°C)	
Decibels:	85.5 dB	
EMC Emissions:	CISPR 25:2008	
EMC Immunity:	ISO 7637-2:2004	

PERFORMANCE BY LAYER					
DRUM LAYER	LINE LOAD*			LINE SPEED	
	lbf	kgf	kN	ft/min	m/min
1	9000	4082	40.0	29.5	9.0
2	7683	3485	34.2	32.0	9.8
3	6702	3040	29.8	34.6	10.5
4	5943	2696	26.4	37.1	11.3

*Never exceed the Rated Pulling Force. Installation of a Rated Capacity Limiter is recommended

FIRST LAYER PERFORMANCE					
LINE LOAD		CURRENT DRAW	LINE SPEED (AT LOAD)		DUTY CYCLE
lbf	kgf	AMPS	ft/min	m/min	min/10min
0	0	48.0	29.5	9.0	4:15
1500	680	83.2	18.4	5.6	2:45
3000	1361	113.6	14.1	4.3	1:40
4500	2041	142.6	12.4	3.8	1:10
6000	2722	171.5	11.0	3.4	0:40
7500	3402	198.9	9.3	2.8	0:30
9000	4082	221.4	8.9	2.7	0:20



DESCRIPTION

SeriesG2 Electric winches provide new levels of performance, durability, and efficiency to help get jobs done quickly and reliably time after time.

ACCESSORIES

SeriesG2 winches represents an all-new level of modular design, customization, and versatility, no matter the application. Please visit www.warn.com/industrial for all available accessories and options.

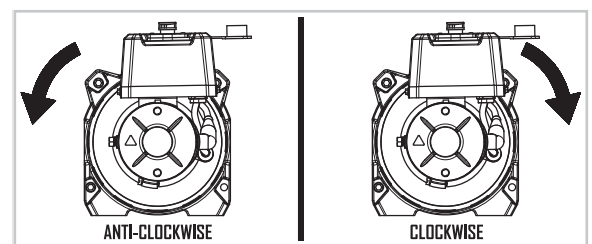
STANDARDS COMPLIANCE

2006/42/EC - EN ISO 12100:2010, EN 60529:1992+A2:2013, EN 14492-1:2006*
 2014/30/EU - EN 50498:2010, ISO 7637-2:2011, CISPR 25
 2011/65/EU - EN 63000:2018

Also complies with:
 SAE J706

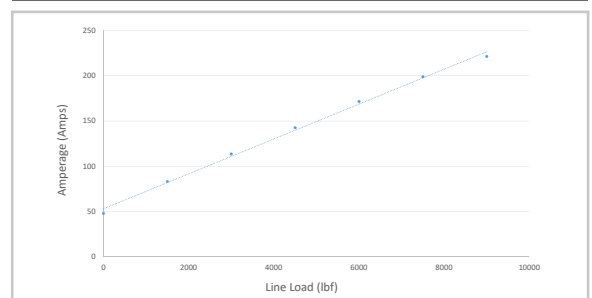
*Conforms with exceptions

DRUM ROTATION



As viewed from motor end

FIRST LAYER PERFORMANCE





SERIES G2 PRODUCT DATA SHEET

MODEL	PART NUMBER	MOTOR TYPE
SG2 09-A-E24V-10DL-WR00-MC	104340	Electric 24V
SG2 09-C-E24V-10DL-WR00-MC	104345	Electric 24V

DRUM CAPACITY BY LAYER

DRUM LAYER	DRUM LENGTH							
	6.5"		8"		10"		12.5"	
	ft	m	ft	m	ft	m	ft	m
1	16	4.9	20	6.1	25	7.6	35	10.7
2	35	10.7	43	13.1	54	16.5	75	22.9
3	56	17.1	70	21.3	88	26.8	122	37.2
4	80	24.4	100	30.5	125	38.1	175	53.3

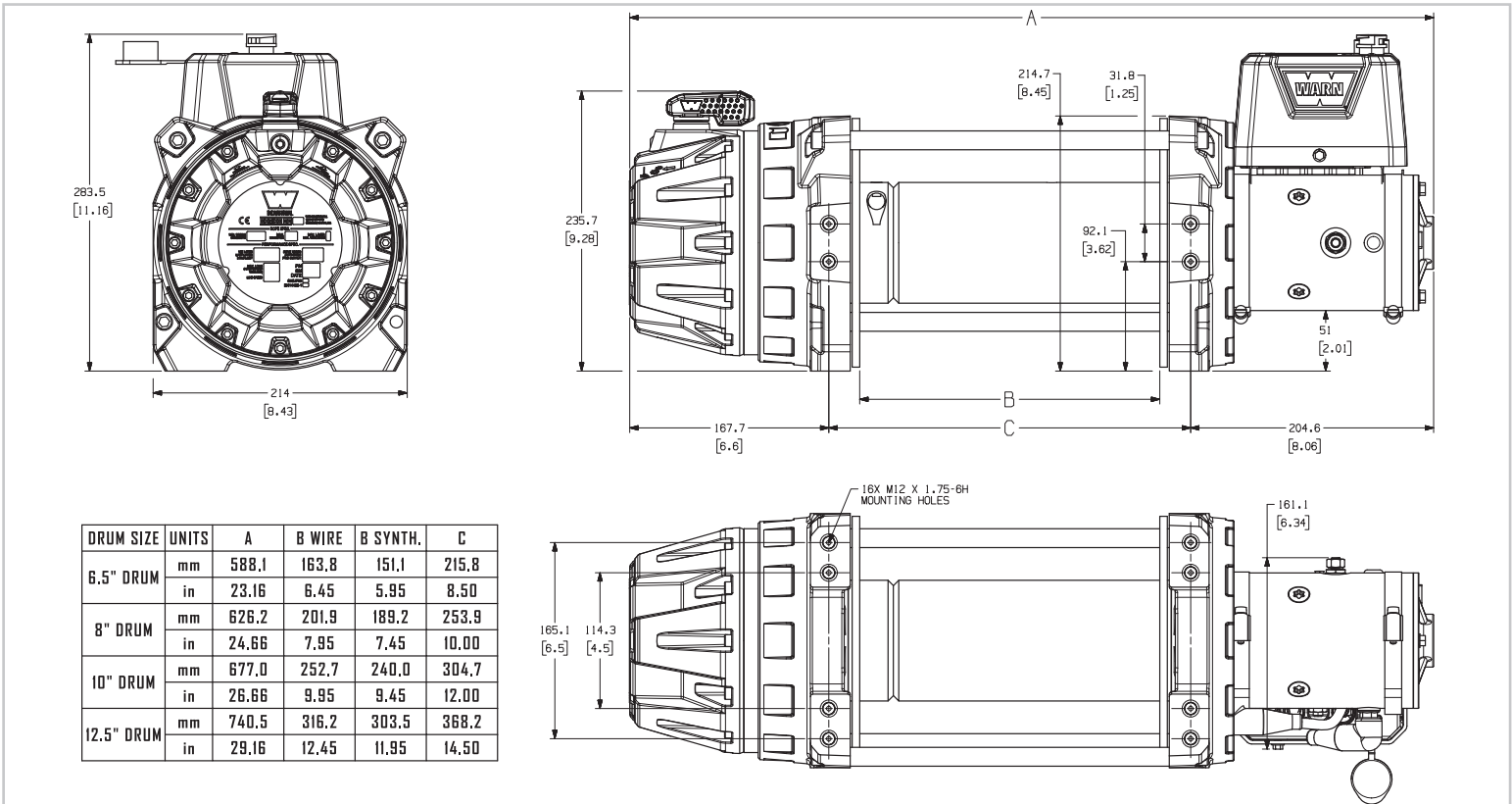
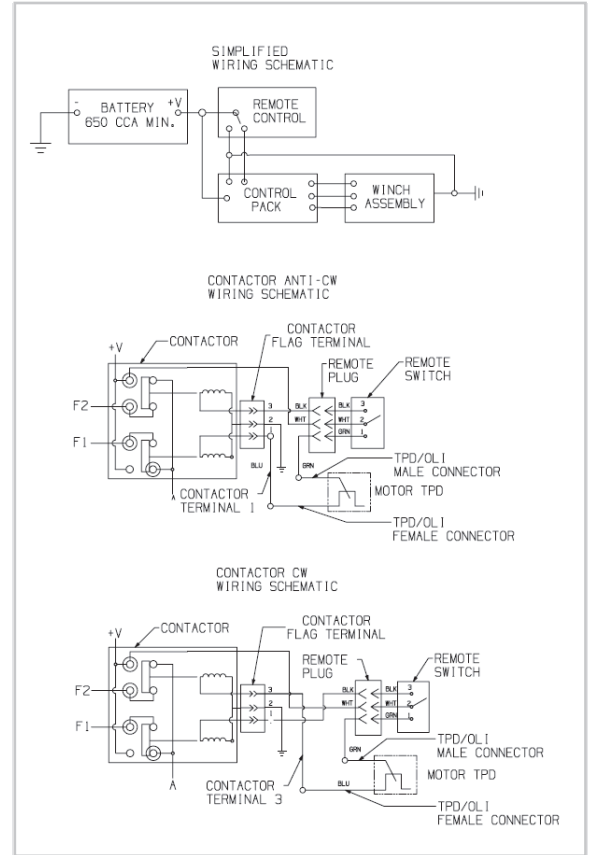
TOTAL DRUM CAPACITY

ROPE DIAMETER	DRUM LENGTH							
	6.5"		8"		10"		12.5"	
	ft	m	ft	m	ft	m	ft	m
3/8	80	24.4	100	30.5	125	38.1	175	53.3
7/16	75	22.9	100	30.5	100	30.5	150	45.7
1/2	60	18.3	60	18.3	75	22.9	100	30.5

ELECTRICAL SYSTEM SPECIFICATIONS

Battery Voltage:	24V
Minimum Battery Rating:	650 CCA
Maximum Rated Input Speed:	5460 RPM

WIRING SCHEMATIC



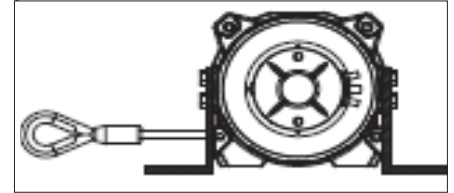
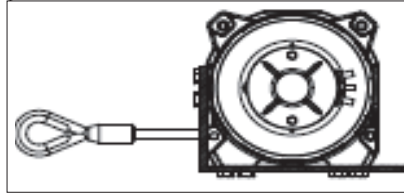
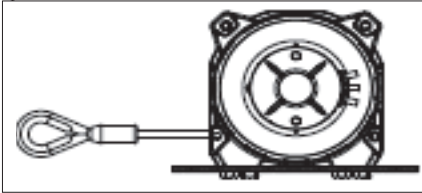


MOUNTING CONFIGURATIONS

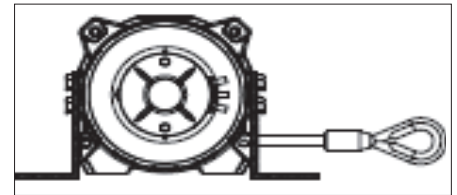
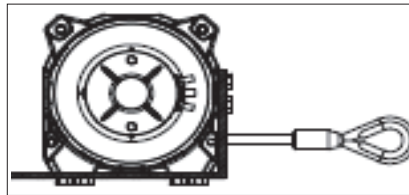
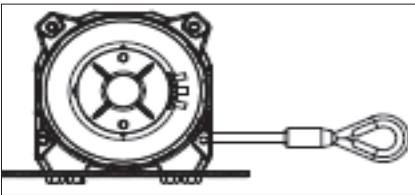
MODEL	PART NUMBER	MOTOR TYPE
SG2 09-A-E24V-10DL-WR00-MC	104340	Electric 24V
SG2 09-C-E24V-10DL-WR00-MC	104345	Electric 24V

ALL MOUNTING MUST BE OBSERVED FROM MOTOR END

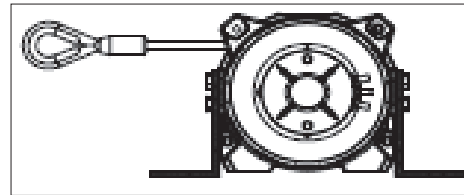
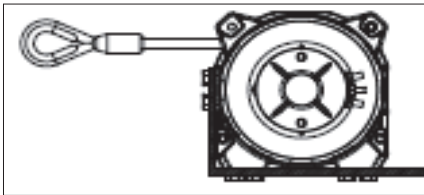
FEET DOWN, ROPE UNDER DRUM, COMING IN FROM THE LEFT (DUL) - ANTI-CLOCKWISE ROTATION




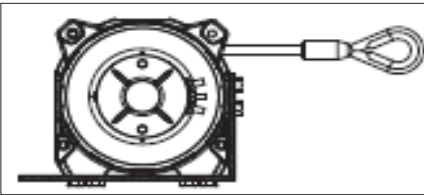
FEET DOWN, ROPE UNDER DRUM, COMING IN FROM THE RIGHT (DUR) - CLOCKWISE ROTATION



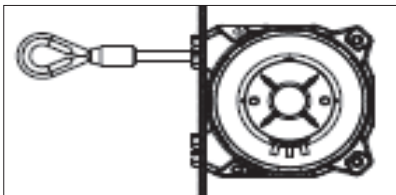
FEET DOWN, ROPE OVER DRUM, COMING IN FROM THE LEFT (DOL) - CLOCKWISE ROTATION



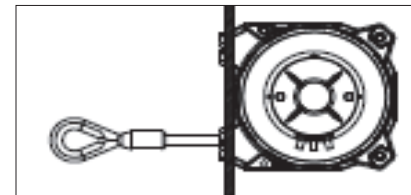
FEET DOWN, ROPE OVER DRUM, COMING IN FROM THE RIGHT (DOR) - ANTI-CLOCKWISE ROTATION



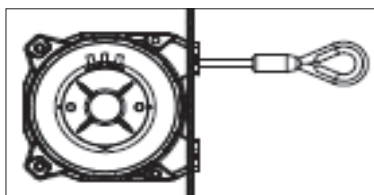
FEET FORWARD, ROPE OVER DRUM, COMING IN FROM THE LEFT (FOL) - CLOCKWISE



FEET FORWARD, ROPE UNDER DRUM, COMING IN FROM THE LEFT (FUL) - ANTI-CLOCKWISE



FEET FORWARD, ROPE OVER DRUM, COMING IN FROM THE RIGHT (FOR) - ANTI-CLOCKWISE



FEET FORWARD, ROPE UNDER DRUM, COMING IN FROM THE RIGHT (FUR) - CLOCKWISE

