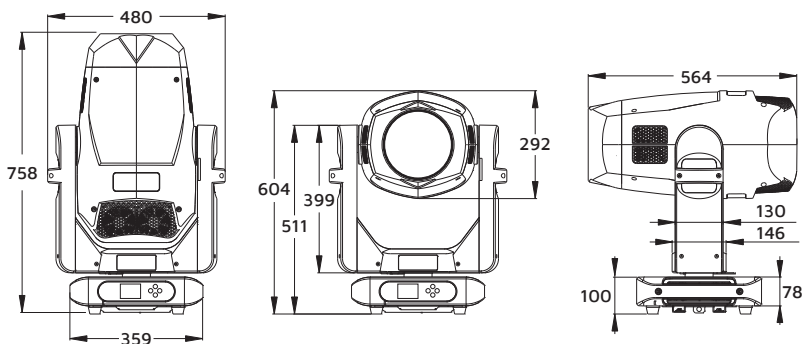



# ENFORCER1000


## 1000 W LED HYBRID MOVING HEAD WITH CMY, CTO, ANIMATION WHEEL AND FRAMING



The **ENFORCER1000**, features a high output 1000 W White LED engine with CMY, CTO, a zoom range of 5° - 55°, complete rotating animation wheel and framing system. Additionally, it has a colour wheel, dual gobo wheels, dual frost, iris, dual prism, W-DMX™, RDM and Art-Net interfaces.



### Animation wheel Framing



### Prism



### Photometrics

Light Source	CRI 70+: 1000 W White LED, 6,500 K
	CRI 90+: 1000 W White LED, 7,000 K
Output	CRI 70+: 36,000 lumens, 28,800 lux @ 10 m @ 5°
	740 lux @ 10 m @ 55°
	CRI 90+: 26,500 lumens, 28,800 lux @ 10 m @ 5°
PWM	1,200 Hz or 13,672 Hz, selectable
LED Lifespan	50,000 hours
Colour	Linear CMY & CTO
Colour Wheel	5 colours + open
Fixed Gobos	6 + open
Rotating Gobos	6 + open, interchangeable (outside ø31.8 mm, inside ø27 mm)
Animation Wheel	Yes
<b>Effects</b>	
Dimming	0~100%
Strobe	0.3~20 Hz
Focus	Electronic Linear
Prism	4-facet and 4-linear prisms
Frost	Soft edge and flood frost
Iris	Yes
Zoom	Motorised, 5°~55°
Framing	Motorised, 4 individually controllable blades
<b>Movement</b>	
Pan	540° (4.9 s)
Tilt	270° (3.5 s)
<b>Power</b>	
Input Voltage	100~240 V AC, 50/60 Hz, 1,360 W
Connection	Neutrik® powerCON in
<b>Control</b>	
Operation Modes	DMX, auto, sound active, master/slave
Control Protocols	DMX512, two-way W-DMX™, RDM, Art-Net
DMX Channels	41
Control Interface	5-pin XLR, Ethernet
Display	2.4" colour, auto-reversing LCD control panel with battery power
Software	Upgradable via DMX
<b>Housing</b>	
Housing Materials	ABS and steel, matte black finish
Cooling	Multi-sensor thermostat controlled variable speed fan
IP Rating	IP20
Net Weight	34 kg
Rigging	2x omega brackets with 1/4 turn quick locks
<b>Accessories</b>	
Optional	Front-loading road case

### Colour wheel



### Fixed gobo wheel



### Rotating gobo wheel

