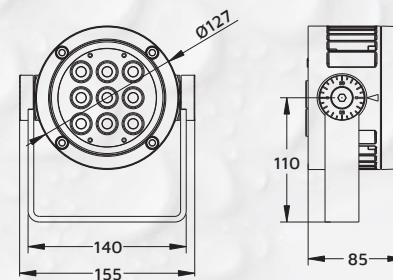
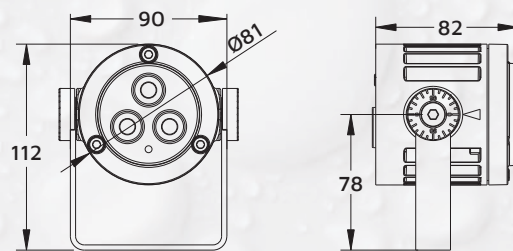
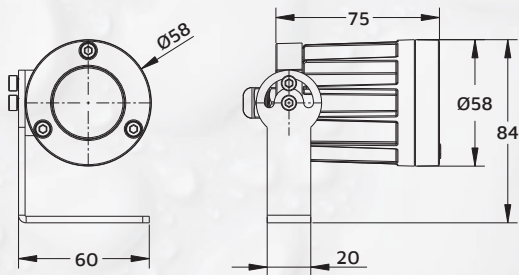


# ARCHITECTURAL SPOTS

To complement the outdoor LED bars are the new architectural LED spots. These also feature a range of LED options and beam angles to suit various needs.



<b>IPSPOT3</b>	
LED	3 W Single Colour
Optional Beam Angle	15°, 25°, 30°, 60°, 110°
IP Rating	IP67
Optional Accessories	External 24 V power supply, external programmer and controller, extension cables

<b>IPSPOT9</b>	
LED	3x 2.4 W Single Colour/3x 3 W RGB 3-in-1
Optional Beam Angle	15°, 25°, 30°, 60°, 110°
Control	DMX512
IP Rating	IP67
Optional Accessories	External 24 V power supply, external programmer and controller, extension cables

<b>IPSPOT18</b>	
LED	9x 2 W Single Colour/9x 2 W RGB 3-in-1
Optional Beam Angle	5°, 15°, 25°, 30°, 60°, 110°
Control	DMX512
IP Rating	IP67
Optional Accessories	External 24 V power supply, external programmer and controller, extension cables

## IPSPOT3

## IPSPOT9

## IPSPOT18