



SIXTHREEZERO

ASSEMBLY GUIDE



EVERYjourney **FatTire**

A background image showing the lower halves of two people standing next to their bicycles. The person on the left is wearing white shorts and is next to a light blue bicycle. The person on the right is wearing light blue jeans and is next to a black bicycle. The image is partially obscured by a dark grey semi-transparent rectangle containing text.

OUR COMMITMENT

We want you to love your bike as much as we do.
If you run into any issues, no matter how small,
let us know and we'll take care of you.

SIXTHREEZERO
THETEAM@SIXTHREEZERO.COM
310.982.2877

REGISTER YOUR WHEELS

Take advantage of our lifetime warranty.
If something breaks, we'll replace it, no questions asked.

VISIT THE LINK BELOW

<http://www.sixthreezero.com/pages/register-your-bike>

Need Help? Please click or call theteam@sixthreezero.com or (310) 982-2877

TOOLS YOU'LL NEED

Creating something wonderful with your own hands is basically the best feeling ever. We want you to have fun building your new bike, so there's only a few things you need to get started.



SCISSORS
(TO CUT ZIP TIES)



MULTI-TOOL



ALLEN KEYS



**PHILLIPS
SCREWDRIVER**




**BICYCLE
TIRE PUMP**

WHAT'S IN EACH BOX?

Lay out all the parts in front of you.
Make sure to **remove all packaging** before you get started.

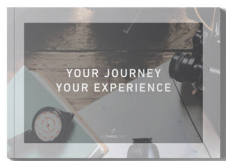
Need Help? Please click or call theteam@sixthreezero.com or (310) 982-2877

BICYCLE BOX



HANDLE BAR / FRAME / REAR
WHEEL AND REAR RACK SET-UP

FAT TIRE
FRONT WHEEL



**EXPERIENCE
BOOKLET**



**ASSEMBLY
GUIDE**



MULTI-TOOL



**4, 5, AND 6MM
ALLEN KEYS**

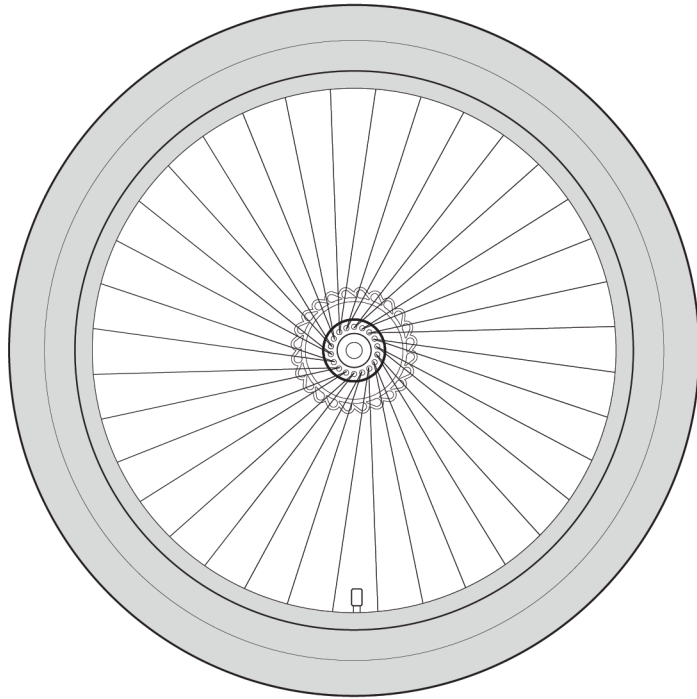


PEDALS

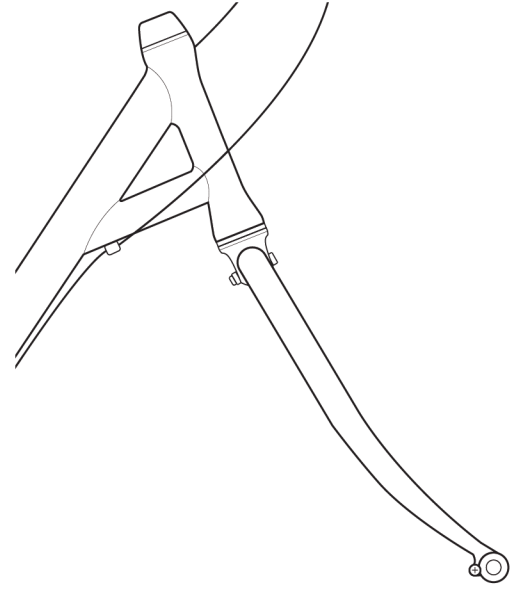



LOCK NUT CAP

FRONT WHEEL

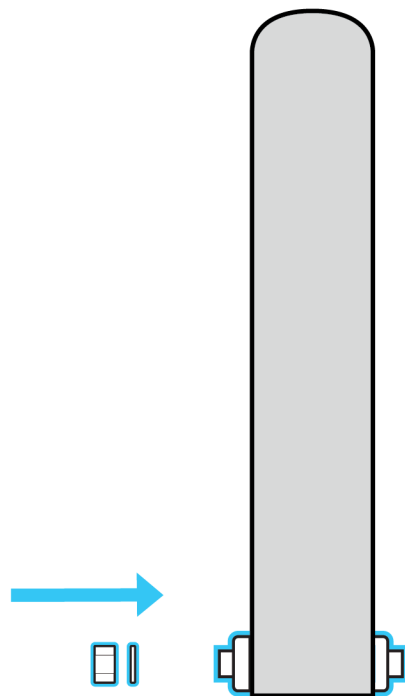


01



Need Help? Please click or call theteam@sixthreezero.com or (310) 982-2877

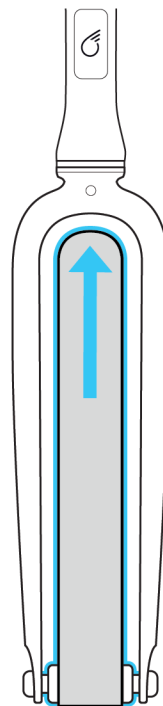
02



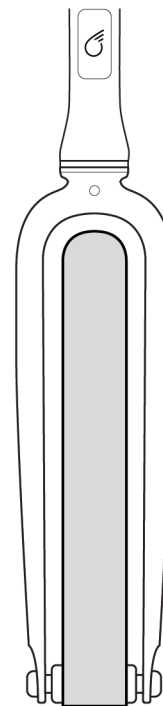
03



04



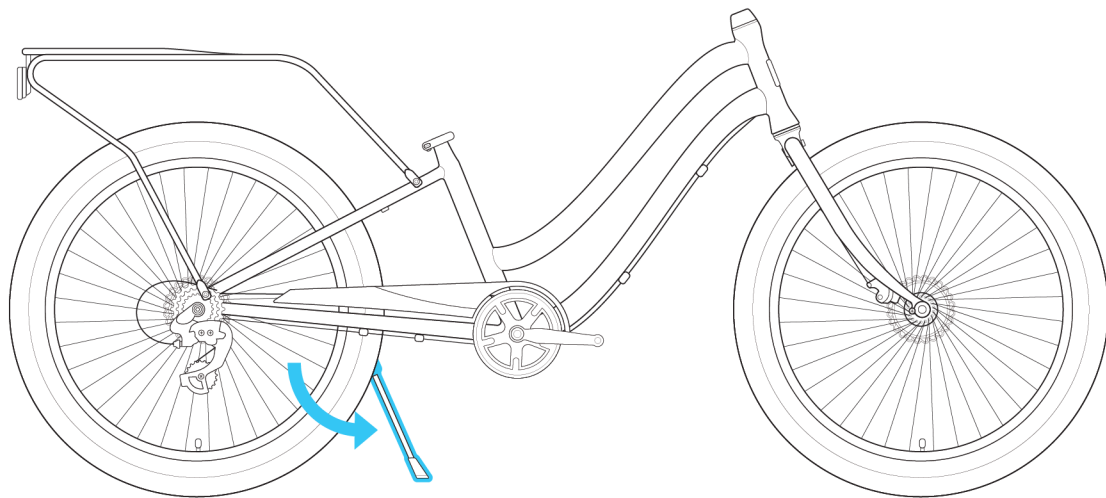
05



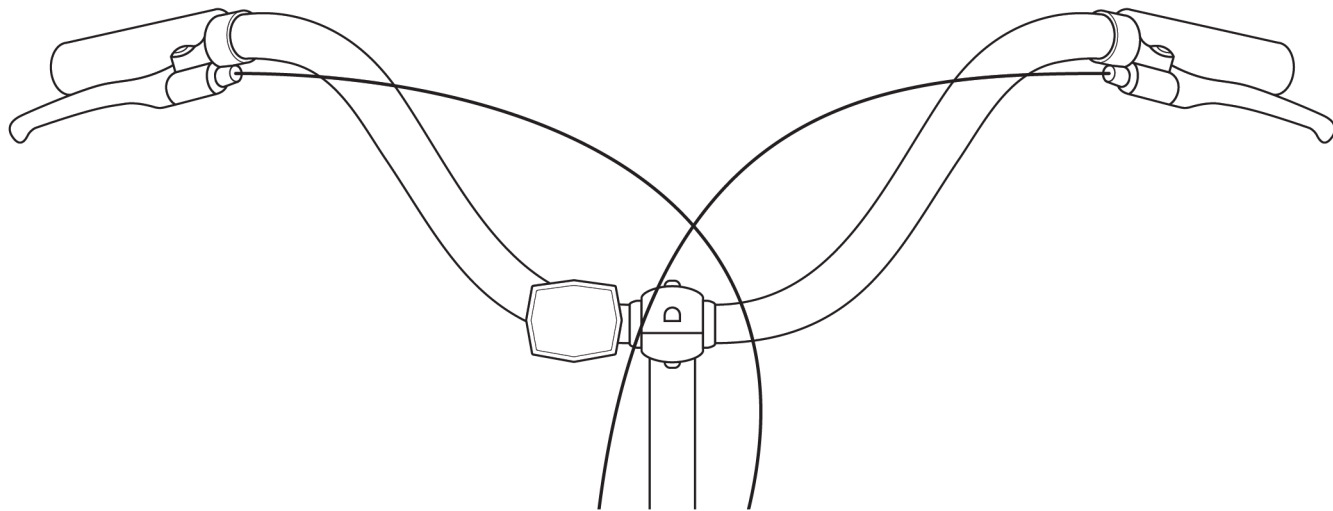
Need Help? Please click or call theteam@sixthreezero.com or (310) 982-2877

Need Help? Please click or call theteam@sixthreezero.com or (310) 982-2877

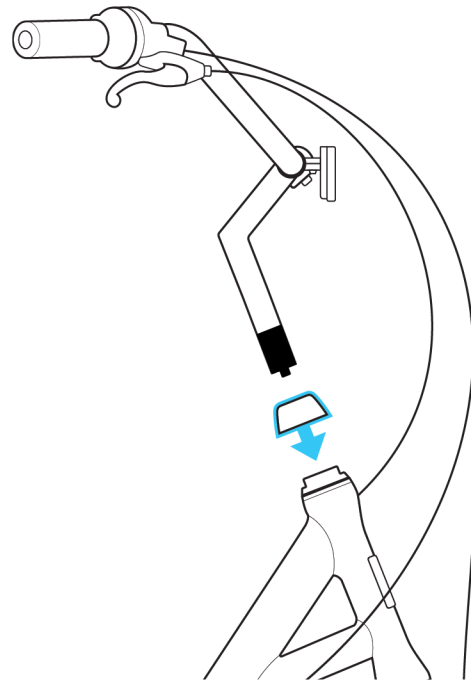
06



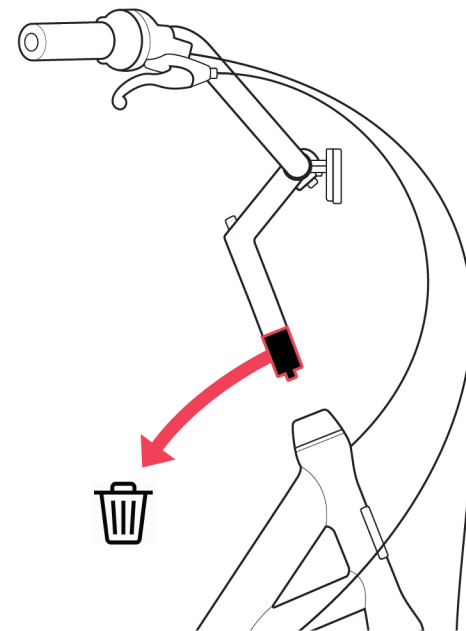
HANDLEBARS



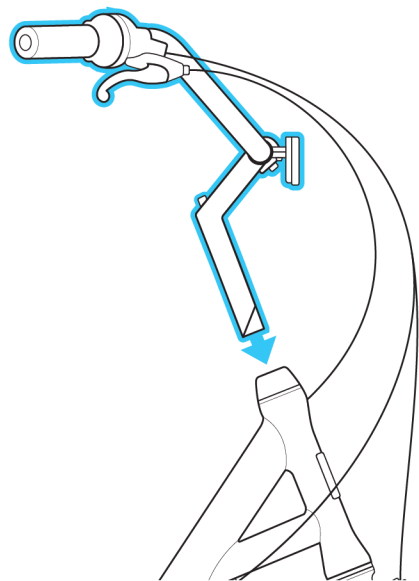
07



08



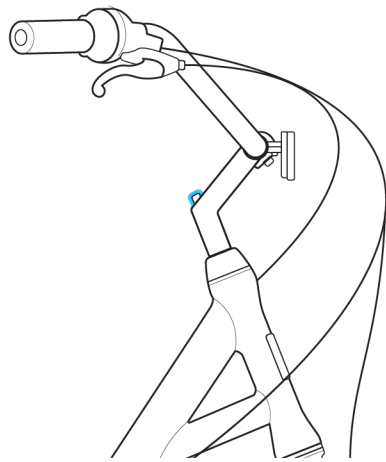
09



10



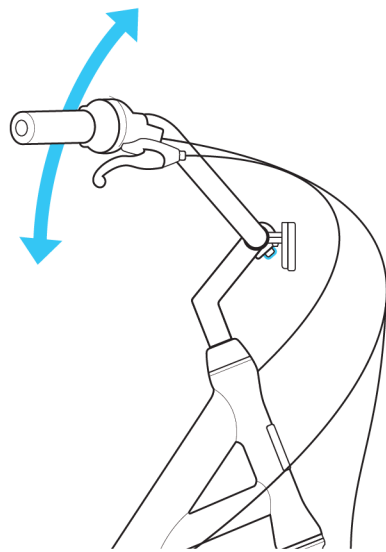
6MM ALLEN KEY



11



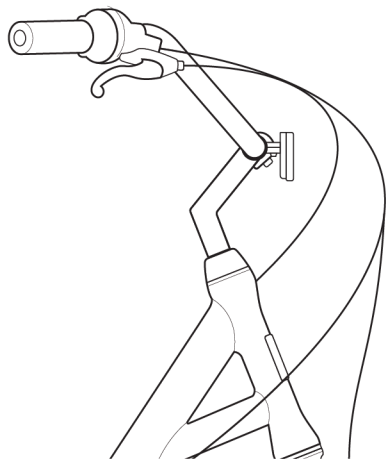
6MM ALLEN KEY



12



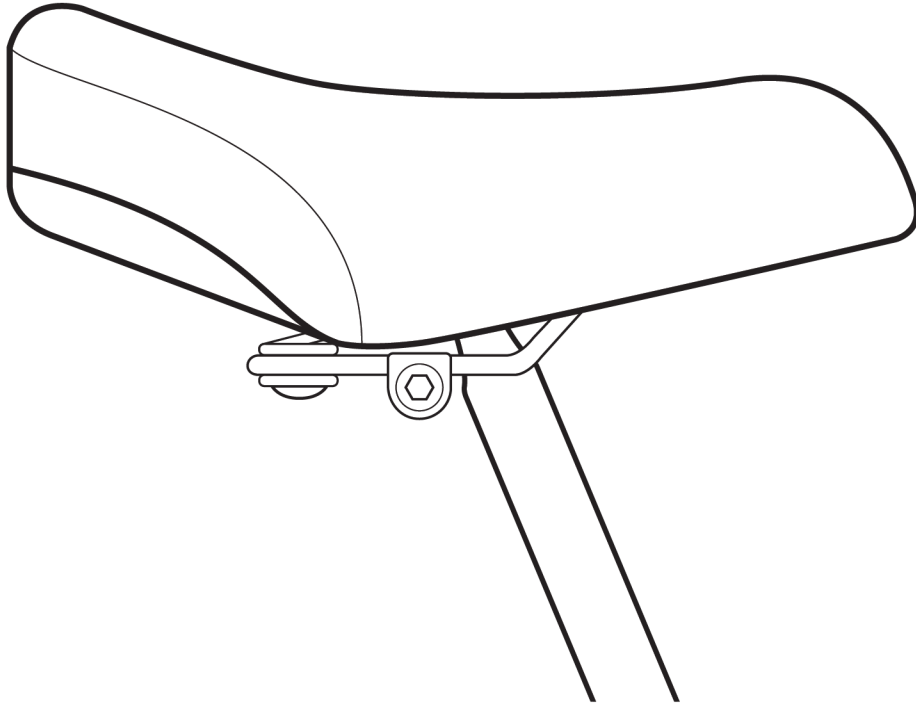
NEED HELP?
Use camera to scan
for a short video



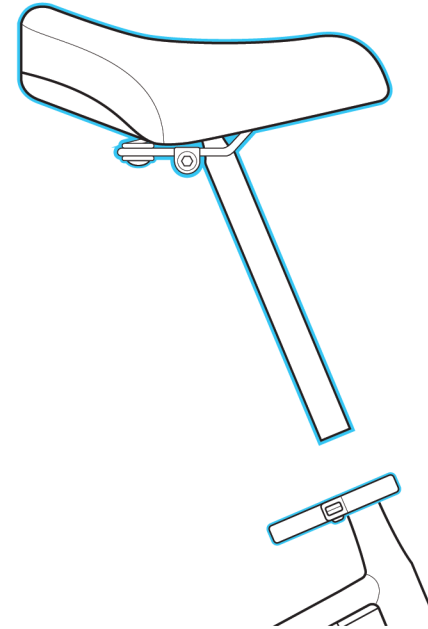
Need Help? Please click or call theteam@sixthreezero.com or (310) 982-2877

Need Help? Please click or call theteam@sixthreezero.com or (310) 982-2877

SEAT



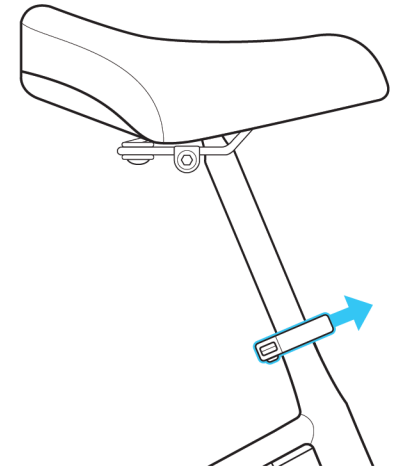
13



14



NEED HELP?
Use camera to scan
for a short video



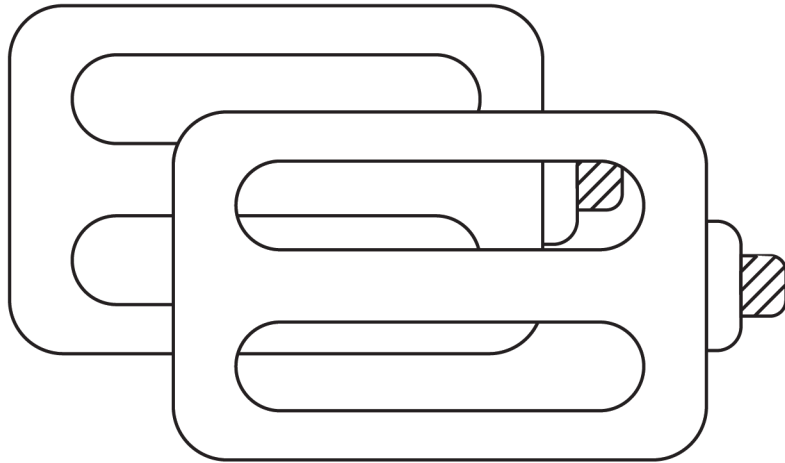
Need Help? Please click or call theteam@sixthreezero.com or (310) 982-2877

PEDALS



NEED HELP?

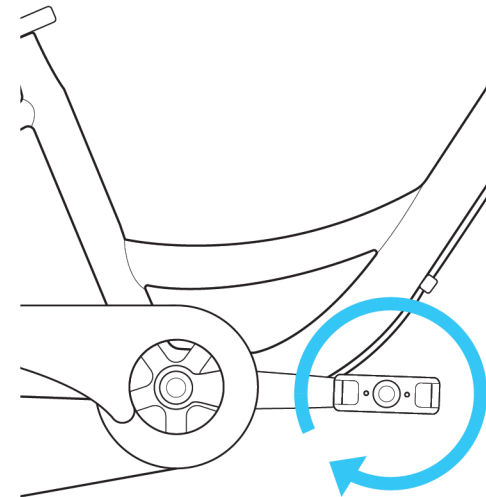
Use camera to scan
for 6 second video



15



15MM MULTI-TOOL

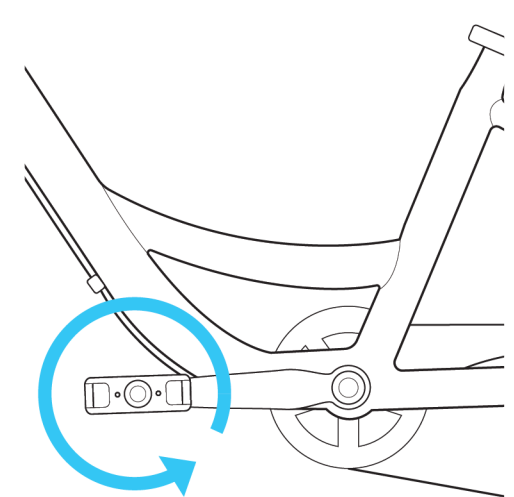


RIGHT

16



15MM MULTI-TOOL

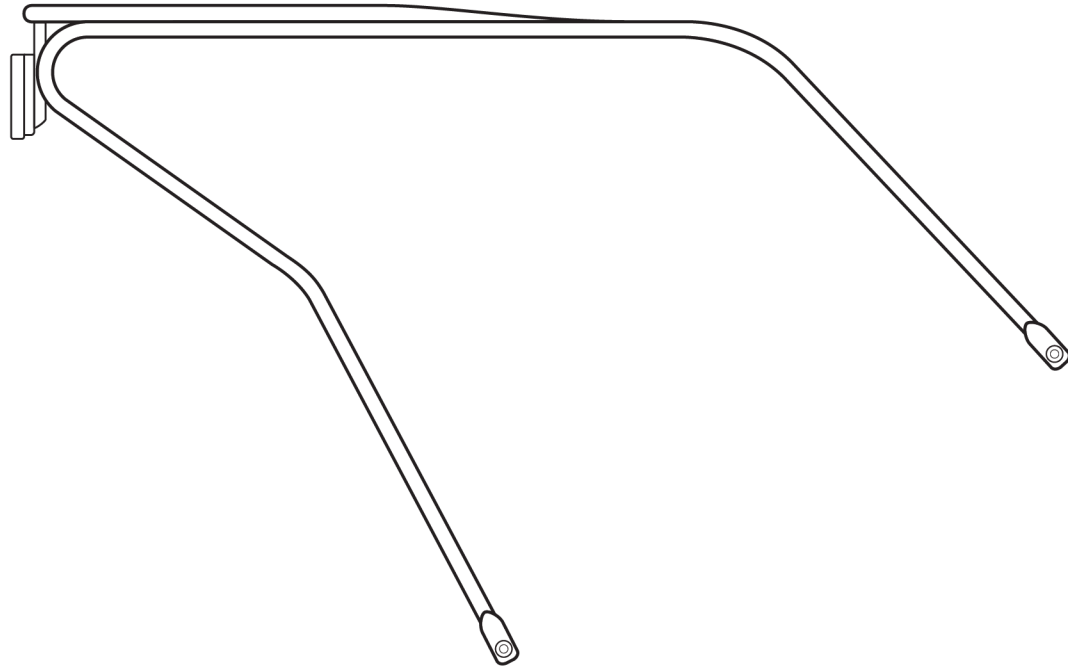


LEFT

CAUTION: Left Pedal has left-hand
threads. Turn counterclockwise to install.

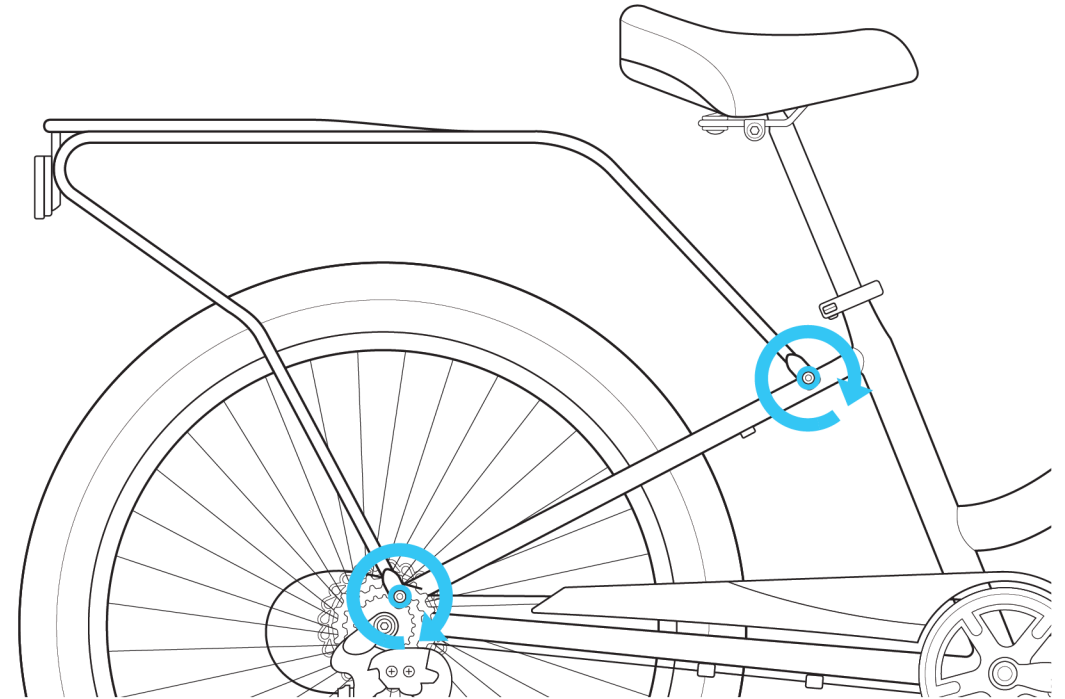
Need Help? Please click or call theteam@sixthreezero.com or (310) 982-2877

REAR RACK




17


4MM ALLEN KEY



Need Help? Please click or call theteam@sixthreezero.com or (310) 982-2877

CONGRATULATIONS!



DISC BRAKES



BRAKE TUNING

Use camera to scan
for video instructions



GEAR TUNING

Use camera to scan
for video instructions

TIRES

Inflate tires to 65 PSI



**BICYCLE
TIRE PUMP**

TEST RIDE

Make sure your ride is smooth by testing it. If you experience any issues your bicycle may need brake or gear adjustments. Scan codes below for a quick tutorial.

SURVEY

Tell us about your assembly experience! If you are having any trouble at all or not, and would like to leave feedback to help us improve our assembly experience, please go to our survey at:

goo.gl/6enZji

RECORD YOUR SIXTHREEZERO'S INFO

BICYCLE SERIAL # _____	DATE OF PURCHASE _____
BATTERY SERIAL # _____	DEALER'S NAME _____
MODEL _____	DEALER'S PHONE _____
COLOR _____	DEALER'S EMAIL _____

PLEASE REGISTER YOUR SIXTHREEZERO AT [SIXTHREEZERO.COM/REGISTER](https://sixthreezero.com/register)

You must register your sixthreezero within 30 days of purchase for warranty to be valid

WE STRIVE FOR PERFECT, ALTHOUGH IT'S NOT ALWAYS POSSIBLE, WE NEVER LEAVE A RIDER BEHIND.

REGISTER

Most Sixthreezero bicycles have their serial number stamped into the bottom of the frame below the bottom bracket. You'll need to lift it up to see underneath, or use a smart phone to take a photo (with the flash) of the underside. The serial number is located on the frame behind the chainring. Contact us if you're having trouble finding the serial number.



HAVING TROUBLE? CALL 310.982.2877 OR EMAIL [THETEAM@SIXTHREEZERO.COM](mailto:theteam@sixthreezero.com).



SIX**THREE**ZERO
LOS ANGELES, CA

THETEAM@SIXTHREEZERO.COM
310.982.2877