



TELESCOPIC DOOR & WINDOW STAYS

The extended range of Z107 telescopic door and window stays; the Z107/RUZH, is available in four sizes to suit windows up to full width doors. The 225mm (stay length) for windows, up to the 525mm for doors all offer the same smooth operation and ease of friction adjustment; friction is easily adjusted on site by rotating the knurled sleeve. The unit contains a spring mechanism that dampens the opening force of the door or window. They are normally fitted in outward opening applications, but a bracket to suit inward opening doors and windows is included as standard with every stay. With metal fixing brackets the range is robust and offers adjustable friction levels.

As well as being available in a wide range of sizes they are also available in various architectural finishes to complement door or window hardware. These being: silver sprayed rod with dark grey brackets, white sprayed rod with white brackets, simulated stainless steel plated rod with black brackets, Grade 304 satin stainless steel rod with dark grey brackets, and new textured black sprayed rod with black brackets (Z107/RUZH130 and Z107/RUZH150 only).

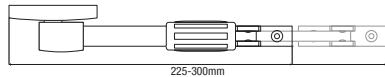


CORROSION

Silver Grey SE finish has been successfully tested to Grade 4 (240 hours neutral salt spray exposure) in accordance with BS EN 1670:2007 Building Hardware - Corrosion Resistance. Report No WIL 392103 refers.

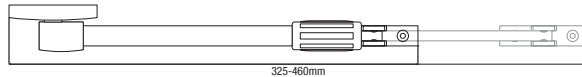
Z107/RUZH120

Mini Telescopic Door Stay.
For windows only.
Length of stay 225-300mm.



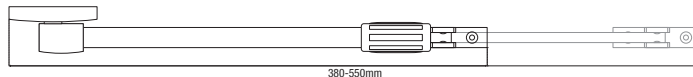
Z107/RUZH130

Small Telescopic Door Stay.
For windows and very narrow doors.
Length of stay 325-460mm.



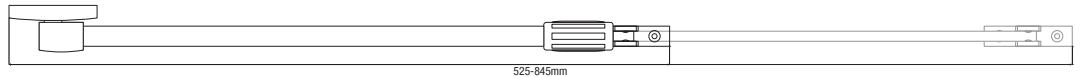
Z107/RUZH135

Medium Telescopic Door Stay.
For doors 500-700mm.
Length of stay 380-550mm.



Z107/RUZH150

Large Telescopic Door Stay
For doors 700-910mm.
Length of stay 525-845mm.



SE FINISH (Silver grey sprayed rod and dark grey brackets)



WE FINISH (White sprayed rod and white brackets)



SF FINISH (Simulated satin stainless steel rod and black brackets)



SS FINISH (Real Grade 304 satin stainless steel rod and dark grey brackets)



BE FINISH (Textured black sprayed rod and black brackets)



Z107/L BRACKET

OPENING IN BRACKET

To enable stay to be mounted on opening in doors and windows. Supplied as standard with every stay, discard if not required. Available in all three finishes as below (grey, black, and white).



Z107/CLINCHPIN

OPTIONAL FIXING BRACKET

To convert stay bracket from two to four fixings. Available dark grey only to match SE silver grey sprayed rod. Supplied with two machine screws to attach to stay.



Z107/PVCU BRACKET

OPTIONAL FIXING BRACKET FOR PVCU DOORS

To enable stay to be mounted on standard PVCu sections of outward opening doors and windows. Stay supplied with two machine screws to attach to bracket. Fixings for PVCu not supplied. Available white only. 70 x 50 x 23mm.



REF	SE (Silver Grey / Grey)	WE (White / White)	SF (Simulated Stainless / Black)	SS (Real Stainless / Grey)	BE (Black / Black)	UNIT	BOX QTY	OUTER QTY
Z107/RUZH120	✓	✓	✓	✓*	-	each	12	48
Z107/RUZH130	✓	✓	✓	✓*	✓	each	6	36
Z107/RUZH135	✓	✓	✓	✓	-	each	6	36
Z107/RUZH150	✓	✓	✓	✓	✓ NEW	each	6	24

NOTES

See page 212 for other telescopic stays.
Polished brass (PB) finish discontinued but some stock still available.

Price shown for * items may be subject to change. Please check before ordering.
No charge for split boxes, but please try to order boxed quantity multiples where possible.
All products usually available ex-stock except those marked with *. Call for lead time.
Additional manufacturers carriage charges may apply for * items.