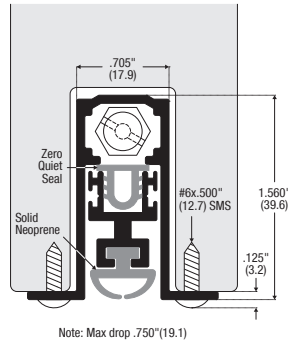


# ZERO SPECIALITY DROPSEALS

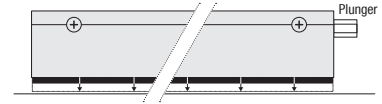
## DROPSEALS FOR SLIDING DOORS

This dropseal functions differently from all other Zero dropseals. When the plunger is compressed, the mechanism causes the insert seal to activate and drop evenly along the complete door bottom. A longer plunger may be supplied if requested. Other patterns and sizes on application. Maximum effective drop 19.1mm.

**7350AA\*** 762mm\* & 914mm\*  
1067mm\* & 1219mm\*

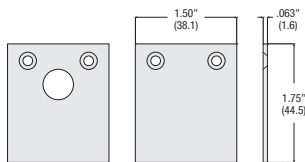


**7350AA**

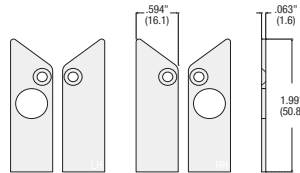


# ZERO DROPSEAL END CAPS

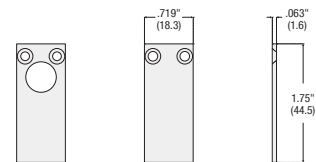
Zero dropseals are supplied with end caps as standard, manufactured from 1.6mm thick aluminium. They are available to order separately if required.



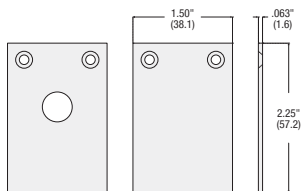
Mortice fixing end caps.  
To suit 320 and 323 dropseal.



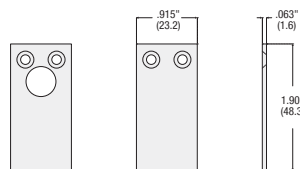
Surface fixing end caps.  
To suit 321 dropseal.



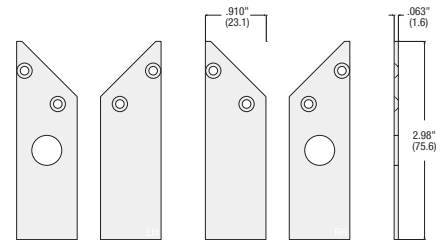
Surface fixing end caps.  
To suit 351 and 352 dropseal.



Mortice fixing end caps.  
To suit 350, 360, 364, 369 and 7350 dropseals.



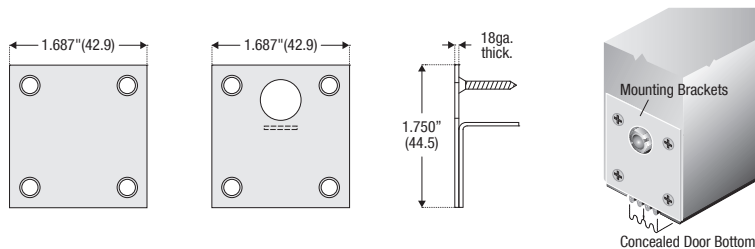
Surface fixing end caps.  
To suit 361, 362, 365, 366, 367, 368 dropseals.



Surface fixing end caps.  
To suit 362, 366, 368 dropseals with 141 rain drip.

## EASY ACCESS DOOR BOTTOM WITH HANGING PLATE

Z49 plates are designed to secure morticed automatic door bottoms to the door without using bottom screws. The unit can be removed from either end without taking the door out of the frame. To order, specify for example 350A-Z49\*, or 360A-Z49\*. Not compatible with OEM pattern dropseals (354A, 355A, etc.)



**Z49\***  
Holding plates/end plugs.  
Steel grey primed.

All products usually available ex-stock except those marked with \*. Call for lead time. Additional manufacturers carriage charges may apply for \* items. No charge for split boxes, but please try to order boxed quantity multiples where possible.