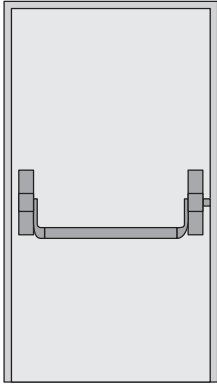
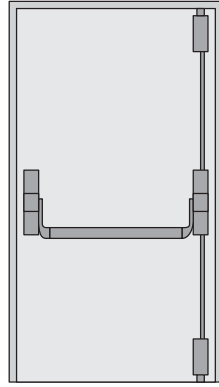


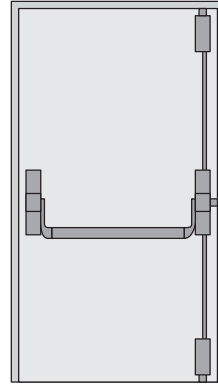
TESA UNIVERSAL RIM PANIC EXIT DEVICES CE NEW



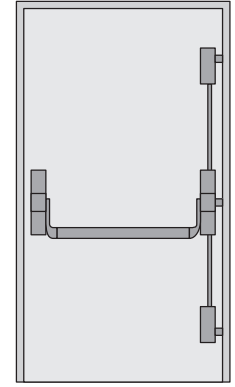
SINGLE PANIC LATCH
 With standard side latch
 (all components black)
 Ref. **TU1040.00**
 Comprising:
1910908NN
 complete unit



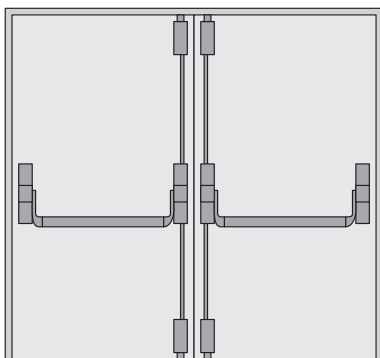
SINGLE PANIC BOLT (2 POINT)
 Using vertical top & bottom latches
 with central side latch nullified
 (all components black)
 Ref. **TU1240.0Z**
 Comprising:
1930908NN
 complete unit



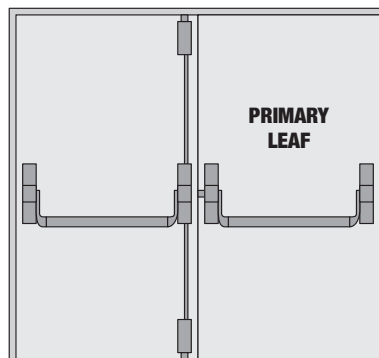
SINGLE PANIC BOLT (3 POINT)
 Using top, bottom & central latches
 with central side latch active
 (all components black)
 Ref. **TU1241.0Z**
 Comprising:
1950908NN
 complete unit



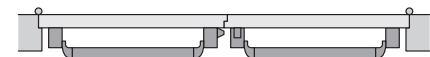
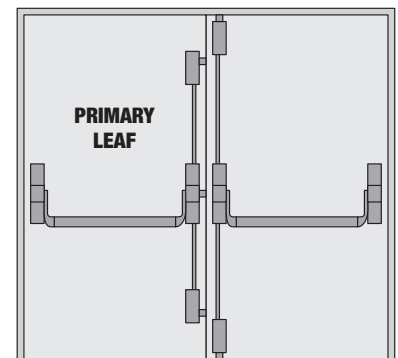
SINGLE PANIC BOLT (3 POINT)
 Using three side latches
 with central side latch active
 (all components black)
 Ref. **TU1246.0Z**
 Comprising:
195L908NN
 complete unit



DOUBLE DOOR PANIC BOLT SET
 Plain meeting stiles
 with both central side latches nullified
 (all components black)
 Ref. **TU2480.0Z**
 Comprising: (2 x **TU1240.0Z**)



DOUBLE DOOR PANIC BOLT SET
 Standard set for rebated meeting stiles or astragal
 with one central side latch nullified
 (all components black)
 Ref. **TU2481.0Z**
 Comprising: (**TU1240.0Z** + **TU1040.00**)



DOUBLE DOOR PANIC BOLT SET
 3 point set for rebated meeting stiles or astragal
 with one central side latch nullified
 (all components black)
 Ref. **TU2482.0Z**
 Comprising: (**TU1240.0Z** + **TU1246.0Z**)

FULL BREAKDOWN OF COMPONENTS ON OPPOSITE PAGE

TU = TESA UNIVERSAL