

USER INSTRUCTIONS

ROK UTILITY LIGHTS.



LightFORCE®

ROK10 & ROK20 UTILITY LIGHTS

Lightforce ROK10 and ROK20 Utility Lights are supplied with a loom (Figure 1), for integration within your wiring installation.

Wiring: Red: Power in
Black: Negative.

Note: These lights have a circuit board that is grounded within the unit to reduce radio interference. If negative switching is needed, a relay must be used.

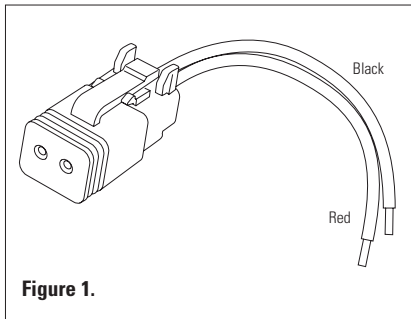
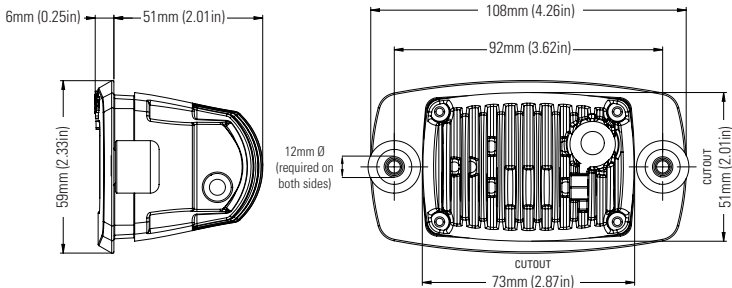


Figure 1.

ROK10 & ROK20 FLUSH MOUNT VERSION

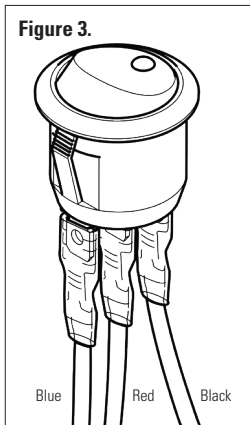
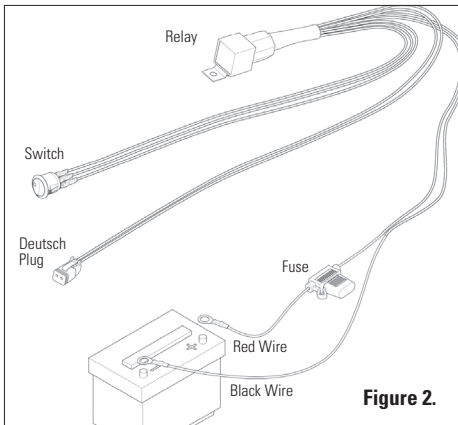
The flush mountable lights have a gasket included, this gasket can be used as the template to mark the sections that requires cutting.

1. Before inserting the light into its mounting position, you will need to first fit the two included studs using the supplied hex tool until securely in place
2. Fit the gasket to the back of the light
3. Align the light in its mounting position
4. Fit a cup washer, washer and 8mm lock nut to each of the studs.



ROK40 UTILITY LIGHTS

The ROK40 comes with a full wiring harness incorporating a 40 amp relay, a fully terminated two pin waterproof Deutsch connector and an illuminated switch. The in-line fuse is rated at 5 amps (Figure 2).



INSTALLATION INSTRUCTIONS

1. Mount the light in a suitable position
2. Fit the harness relay in a location near the battery, where it will not be exposed to moisture
3. Fit the switch in a location where it will not be exposed to moisture
4. Reattach the blue, red and black wires to the switch as shown in Figure 2
5. Run the cable terminated with the Deutsch connector to the light and plug it into the corresponding connector
6. Connect the red ring connector to the positive battery terminal and the black ring connector to the negative battery terminal
7. Ensure all cables are secured
8. Test that the switch operates the light.

SWITCH WIRING (Figure 3)

Blue: Switched power out

Red: Power in

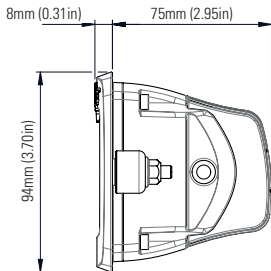
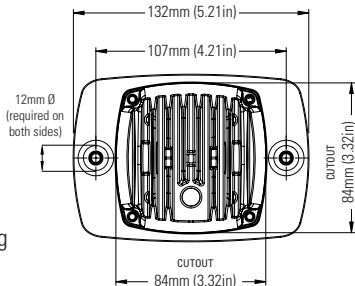
Black: Negative (required for switch LED illumination).

ROK40 FLUSH MOUNT VERSION

The flush mountable lights have a gasket included. This gasket can be used as the template to mark the sections that requires cutting.

1. Before inserting the light into its mounting position, you will need to first fit the two included studs using the supplied hex tool until securely in place
2. Fit the gasket to the back of the light
3. Align the light in its mounting position
4. Fit a cup washer, washer and 8mm lock nut to each of the studs.

Input voltage range for all models 9V - 36V DC.
For full individual product specifications refer website.



WARRANTY CONDITIONS FOR AUSTRALIA

“Lightforce” means Lightforce Australia Pty Ltd ABN 54 069 439 774 Address: 11 Manton Street, Hindmarsh, SA, 5007. Telephone: +61 8 8440 0888. Email Address: sales@lightforce.com

“Lightforce Affiliates” means Lightforce, Lightforce related bodies corporate (within the meaning of the Corporations Act 2001), and their respective employees, officers, agents, and contractors.

“Warranty Period” means: Lightforce products claimed for repair or replacement under the conditions of a defect in materials or workmanship within normal use and conditions, are valid for the time period of three (3) years from the date of purchase; except accessories, switches, made-to-order items, custom built items, brackets, fascia and harness, bulbs, batteries and mounts which is one (1) year from the original date of purchase specified on your sales receipt or invoice.

Only Lightforce products and parts which remain unaltered from their factory supplied design are eligible for warranty. Modifications made to the product, any collision or impact damage of any kind, product tampered in any manner, including poor installation will void warranty.

REPAIR OR REPLACEMENT OF A PRODUCT OR PARTS:

A replacement product or part is warranted for the balance of the period remaining on the original product contract. A warranty replacement/repair does not constitute a new warranty period of (3) years or (1) year whichever is the correct warranty period. Products and parts presented for repair or replacement may be replaced by products of the same type, or superseding designs.

Goods presented for repair may be replaced by refurbished goods of the same type rather than being repaired. Refurbished parts may be used to repair the goods.

MAKING A CLAIM:

Under this warranty and unless Lightforce otherwise agrees in writing, you bear the cost of claiming under this warranty, Lightforce will however, bear the reasonable cost of transporting the product to Lightforce and returning the product to you.

Lightforce must assess warranty claims before a claim can be granted unless otherwise arranged for and by Lightforce.

To make a claim you will need;

- The receipt of purchase or similar proof AND
- The product being claimed for AND
- Have registered the claim with Lightforce by;

Calling **1800 03 03 08** and speaking with a warranty support officer OR

By emailing **support@lightforce.com**

A support officer will raise a case number and provide you with any necessary labelling and freight paperwork to process the claim.

USE OF PERSONAL INFORMATION:

This warranty will not apply if you do not supply to us or to our Lightforce Affiliates information that we reasonably request to enable us to perform our obligations under this warranty. You have the right to access your personal contact information and request correction of any errors in it pursuant to the Privacy Act 1988 by contacting Lightforce.

STATUTORY RIGHTS:

Our goods come with guarantees that cannot be excluded under the Australian Consumer Law. You are entitled to a replacement or refund for a major failure and compensation for any other reasonably foreseeable loss or damage. You are also entitled to have the goods repaired or replaced if the goods fail to be of acceptable quality and the failure does not amount to a major failure.

LIMITATION OF LIABILITY:

1. Where permitted, or not prohibited, under any law, including under the Australian Consumer Law, Lightforce and Lightforce Affiliates' liability in respect of any defect in materials or workmanship or in respect of a product which is not otherwise of acceptable quality (within the meaning of the Australian Consumer Law), is limited at the option of Lightforce, to:
 - a. The replacement or repair of the product,
 - b. The payment of the cost of replacing or repairing the product; or
 - c. The payment of the cost of acquiring an equivalent product.

2. Accordingly, to the extent permitted or not prohibited under any law (including the Australian Consumer Law):
 - a. neither Lightforce nor any Lightforce Affiliates are liable under any circumstances (including in contract, negligence or other tort, or under any other legal doctrine) for third party claims against you for damages; special, incidental, punitive, indirect or consequential damages, including but not limited to lost profits, business revenue, goodwill or anticipated savings; and
 - b. in no case does the total liability of Lightforce, Lightforce Affiliates, or their respective suppliers, resellers or service providers to any person for damages from any cause (including in contract, negligence or other tort, or under any other legal doctrine), in connection with the supply of a product exceed the lesser of the actual direct damages of that person and the amount paid for the product by that person.

The foregoing limitations do not apply to damages for bodily injury (including death), damage to real property or damage to tangible personal property for which Lightforce is liable under any non-excludable law.



**To register your product for warranty purposes,
visit lightforce.com/warranty**

LIGHTFORCE AUSTRALIA PTY LTD

11 Manton Street, Hindmarsh SA 5007 Australia

www.lightforce.com • Email: sales@lightforce.com

Australia Telephone: 08 8440 0888 | Fax: 08 8346 0504

International Telephone: +61 8 8440 0888 | Fax: +61 8 8346 0504

All logos and images are subject to relevant trademark and copyright protection. Copyright © Lightforce Australia Pty Ltd 2019. Data and specifications may be subject to change without notice. Lightforce Australia Pty Ltd shall not be liable for damage, malfunction, failure resulting from accident, misuse, misapplication, unauthorised repair, neglect, modification, unauthorised or non standard replacement parts, accessories, bulbs, batteries or voltage or operation of the product beyond its technical and or environmental specification.