




INFORMATION
SECURITY

INTIMUS 16.50 SMARTSHRED

HEAVY DUTY SHREDDER
SOLO VERSION

- ▶ Smart with PLC control
- ▶ 19.7" working width; suitable for all standard paper sizes
- ▶ Wide EMERGENCY STOP BAR
- ▶ Integrated Oilingsystem



HIGH-PERFORMANCE LARGE DOCUMENT SHREDDER

For decades, the intimus® heavy duty shredders have proven to be centrally positioned pieces of equipment for the privacy-friendly disposal of disused media. The model range offers variations that can handle up to 550 sheets/h or even complete folders in a single operation. The spacious feed table with integrated infeed conveyor belt provides controlled, effortless, safe and fast loading. The shredded material is collected in large-scale, mobile or swing-out containers under the cutting mechanism. The shred-press combinations are coupled to a baler for immediate fully automatic compaction of the cut material into compact bales. Reduction effect compared to the loose collection of the cuttings is about 70%.

FEATURES

- 500 mm working width; suitable for all standard computer formats
- Feeding via conveyor belt
- Container is removed from the operator side
- Shredder can be installed next to a wall
- Audible “bin full” alarm, with simultaneous automatic stop of the shredding process
- Wide EMERGENCY STOP BAR on receiving table for immediate stop in an emergency
- 450 l collecting bin supplied as standard equipment





PLC CONTROL

- More Information
- Exact error display
- Display when service would be beneficial
- Useful information such as operating hours or blocking notification
- All possible accessories are saved in the software and only need to be activated
- Via an USB-stick or a SD card the customer can change the software of the PLC
- The display can also be adjusted to customer requirements



SPECIFICATIONS

Shred size	0.39" x 2.76" (10 x 70 mm)	0.24" x 1.97" (6 x 50 mm)
Bin volume	118.9 gal / 88.2-121.3 lbs (450 l / 40-55 kg)	118.9 gal / 88.2-121.3 lbs (450 l / 40-55 kg)
Working width	50+ persons	50+ persons
Security level DIN 66399	P-2/ 0-2 / T-2 / E-2	P-3/ 0-3 / T-3 / E-2
Shredding capacity*	470-520 sheets 70 g/m ² 400-450 sheets 80 g/m ²	300-330 sheets 70 g/m ² 260-290 sheets 80 g/m ²
Cutting speed	78.7 ft/s (0,24 m/sec)	78.7 ft/s (0,24 m/sec)
Throughput**	1212.5 - 1322.8 lbs/h (550-600 kg/h)	1058.2 lbs/h (480 kg/h)
Noise Level	61 dB	61 dB
Also shreds:		
Weight	1600.6 lbs (726 kg)	1600.6 lbs (726 kg)
Dimensions (WxDxH)	47.2" x 76.8" x 61" 120 x 195 x 155 cm	47.2" x 76.8" x 61" 120 x 195 x 155 cm



3 Ph



500



61



3

* based on 70 g/m² A4 paper. Sheet capacities vary depending on quality, weight, grain of paper and sufficient power supply. It may be lower if the voltage is below the rated/nominal value.

** theoretical average performance paper/min