

Rad Dog Treats

Bake tasty treats for your furry friends!



Ingredients:



1 banana



½ cup creamy peanut butter



¼ cup water




1 cup flour

Tools:



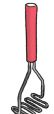
parchment paper



baking sheet



large bowl



masher



wooden spoon



dry measuring cups



liquid measuring cup



rolling pin



cutting board




cookie cutter

Steps:


Before you begin: Preheat oven to 350°F. Line a baking sheet with parchment paper.




Mash banana in large bowl. Stir in peanut butter and water; then flour. Stir well and gather into a ball.



On a lightly floured surface, roll dough to ¼-inch thick.



Use a cookie cutter to cut shapes from the dough. Set on baking sheet.



Bake dog treats until crisp and browned, 25-30 minutes. TASTE & SHARE with a dog!