


Frankenstein Avocado Toast

Prepare spooky avocado toast to look like Frankenstein's monster!



Yield: 2 servings

Ingredients



1 small
avocado



$\frac{1}{8}$ tsp
kosher salt



2 slices
bread



1 slice
tomato



4 slices
cucumber



sliced
black olives

Tools



knife



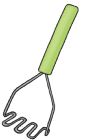
medium
bowl



spoon




measuring
spoons



masher
or fork



toaster




cutting board



butter knife

Steps

1




Cut avocado in half and carefully remove pit. Scoop out flesh and add to medium bowl.

2




Add salt to avocado. Mash until smooth.

3




Toast bread.

4




Spread mashed avocado on each piece of toast.

5



Cut tomato slice in half. Remove center to create two smiles.

6



Decorate your Frankenstein toasts! Create eyes with cucumber slices, a smile with tomato, and pupils, hair, and bolts with olives. TASTE & SHARE!