

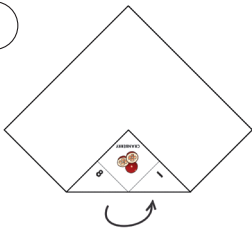
Thanksgiving Chatterbox

Create a *chatterbox*, a paper origami game that opens and closes to reveal hidden messages.

Celebrate Thanksgiving with fun challenges at the dinner table!

Assemble Your Chatterbox:

1



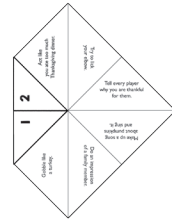
Cut along the dotted lines. Set paper upside down. Fold one corner into the center.

2



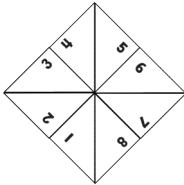
Fold all corners into the center.

3



Flip the paper over. Fold one corner to the center.

4



Fold all corners into the center.

5



Fold in half.

6



Insert fingers underneath the tabs. Push outwards. Play!

How to Play:

- Choose one of the top 4 squares. Spell the word, opening and closing the chatterbox once for every letter.
- Choose a number. Open and close the chatterbox as you count.
- Choose a final number. Open the chatterbox and read the challenge.
- Complete the challenge. Keep playing and taking turns!