



The Everyday Educator

Janice Campbell

making time for things that matter.

Education is an atmosphere, a discipline, and a life.
Charlotte Mason

Homeschooling is more than books and papers

When I ask my boys what they remember about their homeschool experience, they don't talk about tidy schedules and stacks of paper. They talk about the living books we read, independent projects, dinner-table debates, time spent outdoors (lots of it!), and the surprise of getting to college and finding out they actually knew a lot compared to their peers, even though they'd had fun learning it. I'm grateful for that.

It wasn't that we knew what were doing—sometimes I felt as if I knew nothing at all! But I remembered the frustration of my own school experience; the feeling that so much time was being wasted and I wasn't learning any of the things I wanted to know. I wanted to spare the boys that experience and give them a richer, deeper education than I had received. Homeschooling gave us the chance to learn and grow together, and I'm grateful for that, too. I hope that you and your family will have delightful memories too.

I wish you joy in your homeschool journey!

Janice Campbell

In quietness and confidence shall be your strength.

Isaiah 30:15

How to enjoy the convention


What you need most—information or curriculum—will help you decide where to focus. The key to enjoying your day is to prioritize and to realize you don't need to make decisions on the spot. You could decide to:

- Purchase the MP3 of all the workshops and spend all your time in the exhibit hall (that's what I usually did).
- Spend part of the day gathering catalogs and talking with vendors, then enjoy a few workshops as you think about what you've seen.
- Visit the specific speakers and vendors you want to see, then either listen to a few workshops, or make an organized sweep through the entire vendor hall.
- Make a quick sweep through the exhibit hall and take advantage of convention specials on resources you know you'll need; then spend the rest of the day doing what interests you most.
- If you are just getting started and truly don't know what you need or want, purchase the MP3 of all the workshops, then spend the day talking with speakers, authors, and exhibitors who have resources appropriate for your children's age. Gather catalogs and literature from everyone, and take it home to read. You can always order online, and some small vendors will even honor convention specials if you e-mail and tell them you met them at the conference but weren't ready to purchase then.


"If I had to make a general rule for living and working with children, it might be this: be wary of saying or doing anything to a child that you would not do to another adult, whose good opinion and affection you valued."

John Holt

Italic-style penmanship is versatile and easy to learn



Perfect Reading, Beautiful Handwriting is a simple step-by-step program for teaching your child to read well and write beautifully.



It can be a primary or supplementary teaching tool.

- 60 lessons;
- Phonics based;
- Italic handwriting, progressing from upright to cursive (slant and joined);
- Print or ebook.

Look for us online!

- Website: EverydayEducation.com— Here you will find all our resources, plus articles on how to use Excellence in Literature, how to teach spelling with the 1857 McGuffey Readers, and more.
- Context resources for teaching literature: Excellence-in-Literature.com
- Blog: DoingWhatMatters.com—Several years of posts on education, entrepreneurship, and soul care.

Social Media

- pinterest.com/janicecampbell/
- facebook.com/excellenceinlit
- twitter.com/everydayedu
- etsy.com/shop/ThresholdBeyond & [SoulCraftPrintables](https://etsy.com/shop/SoulCraftPrintables)

Newsletter Contents

- How to Keep a Learning Journal
- Time Map Sample and Ways to Take Time for Things that Matter
- Does Handwriting Matter?
- What will your children remember?
- 13th-Century Rules for Study
- Four-Year High School Plan
- Rubric for High School Essays
- Model-Based Writing
- How to Grade Papers with the *Handbook for Writers*


All content by Janice Campbell © 2020 Everyday Education, LLC
The best way to reach me is by email: Janice@DoingWhatMatters.com

How to Keep a Learning Journal

How do you learn? Long before textbooks and workbooks were invented, people of all ages used notebooks to help them learn and remember important things. Because they had to focus in order to write their study notes, they could remember what they studied.

You can learn in this way, too. To do so, you need a sketchbook or “learning journal” and a handful of pens, colored pencils or markers. You will use your notebook to ask and answer questions, draw maps, diagrams, graphs, charts, and illustrations, and write down ideas, observations, and quotes. Your learning

“The Highwayman” poem retold by Imogen Campbell, 8.



journal will become like a personal encyclopedia with notes for everything you have studied, in school and out.

Leonardo daVinci (1452–1519) chose to study this way. He recorded his questions, answers, and discoveries in notebooks—over 5000 pages of notes on art, architecture, anatomy, and other things he wanted to study

over a period of about 30 years. Notebooks helped Leonardo think, understand, and remember, and they can work the same way for you.

Key points

- Notebooks are not extra work; they are used during school time instead of workbooks so that students can actively think through and record what they are studying.
- Writing and drawing take more mental engagement than just filling in blanks, so students will remember what they learn.
- Keeping a learning journal is a process, not a product. Students write and draw so they can see the big picture of a subject and remember what they learn. The goal is learning; not artistic perfection.
- Learning journals are not compared or corrected. The purpose of the learning journal is to record essential points as well as what individual students find interesting, not just to copy what they think someone else wants to see. Once students realize this, their books become increasingly interesting.

How to begin

Let your student decide what to record and how to record it. Since they will be spending a lot of time with their notebooks over the course of a school year, make sure they have something sturdy such a hardbound blank sketchbook. They will use it for both writing and drawing, so blank pages tend to work best.

To begin creating a page, the student should survey the information available in books or other notes. Write the subject title on the page in an appropriate style, and then begin adding information using short bullet points, diagrams, summary sentences, illustrations, questions, mind maps, and whatever else helps to make the subject clear and interesting.


Some pages will have more text; others will be mostly images or diagrams—both styles are fine. Students will gradually develop a style of their own as long as they have the freedom to try things. They can always turn the page and move on if something doesn't go as planned (don't rip or erase—it's not necessary).

The true University of these days is a Collection of Books.

Thomas Carlyle 1795-1881


Here are a few questions to help students decide what to record.

1. How can this historic event, science experiment, or literary journey be recorded and illustrated in a way that is understandable and memorable?
2. What are the most important ideas?
3. What patterns or connections do I see?
4. What elements should be emphasized by changing size, color, weight, or style of lettering?
5. What questions still need to be answered?



It can help to look at models when you start to keep a learning journal. Pinterest has examples of creative study notes that can provide inspiration for how to fit a lot of information on a page in a clear and compelling way. You can also find good models at RemarkableLearningLogs.blogspot.com and LearningLogs.co.uk. You may have to remind students that these are for inspiration, not comparison—their notes will look different, and that is okay.

One of the best things about using notebooks for learning is that it's easy to see progress and remember what has been studied each year. The best learning journals I've seen have recorded studies on every subject except math—all in the same book. Science experiments, maps, commonplace quotes, and historic events are recorded as they are studied. Just imagine graduating from school with a shelf of books that document what you have learned in all the subjects!



Study notes on science and Egypt with thanks to Ruth Lawton, 7th grade

You can read more at doingwhatmatters.com/study-notes-learning-journals.

Does Handwriting Matter?

It won't keep you in suspense—it matters a lot! Neuroscience has shown that the act of writing by hand is an act of learning. Handwriting is not only a primary communication skill, it is also one of the best ways to study and understand other subjects. What the multiplication tables do for math, penmanship does for communication. If your student masters penmanship well enough to do it easily and fluently, it makes every other learning task simpler and less stressful.

*True ease in writing comes from art, not chance,
As those move easiest who have learn'd to dance.*

Alexander Pope

When to teach handwriting


The boys saw me writing a lot, so they understood that letters had meaning and purpose. Informal penmanship lessons began early when I started hearing "Mommy, I want to write my name" or "How do you write 'cat'?" I would write the desired word and my son would copy it. It was simple and direct, and I felt comfortable doing it since I'd taught calligraphy for several years (if you don't feel that your handwriting is a good example, you may want to join your students in learning a more beautiful penmanship style).

Because I mostly use cursive italic in my daily writing, I began by teaching them italic print letters, which are both beautiful and easy for small hands to form. Teaching cursive first can be a great option, too, especially if a child shows interest. Because cursive letters are connected, learning cursive can help students who struggle with letter reversals.

Pen practice

Start by practicing five minutes a day, and get additional practice as you write lists and calendar notes in your neatest hand. Choose a model of good penmanship to copy and pay attention to slant, spacing, and proportion. For the best results, sit upright with your forearm supported and feet on the floor, hold the pen correctly in a relaxed grip, and remember to breathe. Writing should not hurt; if it does, something needs to be corrected. This is usually a result of clutching the pen in a death grip or leaning over so far that your nose is practically touching the paper. Do not do this, and do not let your children do it. As often as is necessary, remind yourself and your students to sit up, relax, and breathe.

Below is a simple exercise in which straight strokes (bottom) and a series of connected ovals (top) have been used to fill a shape. You can use something like this to warm up before writing and to help strengthen pen control. As you practice, try to make the lines and ovals smoothly with consistent slant and spacing. Try practicing with marching music to help you develop an even writing rhythm.



Study notes on science and Egypt, with thanks to Ruth Lawton, 7th grade

Suggested resources

Here are few resources to help you begin (you can see these at our booth in the exhibit hall).

Perfect Reading, Beautiful Handwriting begins with simple, upright italic penmanship, and ends with instructions for creating joins to transform it into a beautiful, legible, cursive italic. The triangular form of italic letters was an especially good fit for my oldest son, a left-handed perfectionist, who was intimidated by looser, more rounded writing styles.



For cursive, **CursiveLogic** teaches all the letter forms in four easy, shape-based lessons. After the first book, additional books provide more practice with poetry and short biographies of interesting Americans.

The **Art of Cursive** coloring book offers a unique and beautiful way to practice pen control and cursive lettering. I color in it with Prismacolor colored pencils.


French-ruled composition books: These special composition books have a unique, flexible system of lines that helps a student's writing stay neat, and the smooth, opaque paper makes writing a pleasure.

Clear penmanship is an art form that virtually anyone can master—I hope your students will enjoy learning it. You'll find more at my blog (doingwhatmatters.com/penmanship-matters), including a compelling TED talk by a modern Master Penman, as well as links other helpful articles and resources. Enjoy!

Excellence in Literature helps you teach college-prep classic literature to your teens, even if you don't know Virginia Woolf from Beowulf!

- Self directed for grades 8-12
- Study literature in historic/artistic context
- Week-by-week lesson plans
- Formats and models included

EIL is available one year at a time or all five years in a set (complete curriculum and ebook versions are available only from us).



Handbook for Writers:

A great writer's handbook can help you become a better writer. The Handbook for Writers will help you learn to

- think logically;
- read analytically;
- write clearly;
- create clear topic sentences and outlines;
- write excellent essays;
- edit your own writing;
- and much more (over 400 pages).
- It's \$10 off with purchase of Excellence in Literature curriculum!

Everyday Education Alphabetical Book List

Excellence in Literature • Penmanship • Living Books • Charlotte Mason • McGuffey Readers • Planning • TimeFrame Timeline • Practical Math

12-Year Planner A DIY Scope and Sequence

Blue Fairy Book by Andrew Lang

Burgess Animal Book

Burgess Animal Book (b/w edition)

Burgess Bird Book

Burgess Flower Book (color edition)

CM1- Home Education by Charlotte Mason (Volume 1)

CM2- Parents and Children by Charlotte Mason (Volume 2)

CM3- School Education by Charlotte Mason (Volume 3)

CM4- Ourselves by Charlotte Mason (Volume 4)

CM5- Formation of Character by Charlotte Mason (Volume 5)

CM6- A Philosophy of Education by Charlotte Mason (Volume 6)

Consider This by Karen Glass

Cursive Made Easy with CursiveLogic

CursiveLogic Poems, Rhymes, and Songs

CursiveLogic Presidents and Citizens

E1- Introduction to Literature English 1

E2- Literature and Composition English 2

E3- American Literature English 3

E4- British Literature English 4

E5- World Literature English 5

EE-Elegant Essay Teacher's Manual

Elegant Essay Student Book

Elementary Geography by Charlotte Mason

English Fairy Tales by Joseph Jacobs

Evaluate Writing the Easy Way

Excellence in Literature Complete Curriculum (5 years)

Excellence in Literature Handbook for Writers

Fifty Famous Stories Retold

For the Children's Sake

French-Ruled Composition Book

Get a Jump Start on College A Practical Guide for Teens

Grammar Made Easy

High School Student Record A Peaceful Planning Booklet

Home Geography for Primary Grades

How to Change a Tire Life Skills Journal

In Vital Harmony by Karen Glass




K-8 Student Record A Peaceful Planning Booklet

King of the Golden River

Know and Tell by Karen Glass

Madam How and Lady Why by Charles Kingsley

Marco Polo His Travels and Adventures



McGuffey Fifth Reader

McGuffey First Reader

McGuffey Fourth Reader

McGuffey Second Reader

McGuffey Sixth Reader

McGuffey Third Reader

Men of Iron by Howard Pyle

Number Stories from Long Ago

Otto of the Silver Hand by Howard Pyle

Parables from Nature by Margaret Gatty

Perfect Reading, Beautiful Handwriting

Personal Reading Log: 100 Books You Won't Forget

Pied Piper of Hamelin by Robert Browning

Practical Math Application Guide

Practical Math Dictionary

Red Fairy Book by Andrew Lang

Richard Halliburton's Marvels of the Occident

Richard Halliburton's Marvels of the Orient

Secrets of the Woods by William Long

Sing Song A Nursery Rhyme Book

Songs of Childhood

SU-Liquids and Gases Secrets of the Universe - Paul Fleisher

SU-Matter and Energy Secrets of the Universe - Paul Fleisher

SU-Objects in Motion Secrets of the Universe - Paul Fleisher

SU-Relativity and Quantum Mechanics Secrets of the Universe

SU-Waves Secrets of the Universe - Paul Fleisher

The Art of Cursive

The Bears of Blue River by Charles Major

The Great Astronomers by Robert Ball

The Little Duke by Charlotte Yonge

The Little Grammar People

The Living Page by Laurie Bestvater

The Princess and the Goblin by George MacDonald

The Story Book of Science by Fabre

The Wonderland of Nature

TimeFrame: The Twaddle-Free Timeline

Transcripts Made Easy




Understood Betsy by Dorothy Canfield Fisher

Unknown to History by Charlotte Yonge

Viking Tales by Jennie Hall

When Children Love to Learn

Working It Out Poetry Study with George Herbert



"When you wish to instruct, be brief; that [children's] minds take in quickly what you say, learn its lesson, and retain it faithfully.

Every word that is unnecessary only pours over the side of a brimming mind."

Marcus Tullius Cicero

"It does not do to leave a live dragon out of your calculations, if you live near him."

J. R. R. Tolkien, *The Hobbit*

TIME MAP	Monday	Tuesday	Wednesday	Thursday	Friday	Saturday	Sunday
Task focus	Laundry / bathrooms	Floors / baking	Bathrooms	Laundry / pay bills	Errands / kitchen	Home projects	Sabbath
Early morning	Morning prayer and devotional reading with breakfast and coffee. Get ready for the day.						
Mid-morning	Literature and writing; language arts, and Latin or other foreign language.			Do all errands in one day; shop from a list, either mom alone or with one child, if possible.	Home, yard, and car maintenance; outdoor play and activities, special rituals.	Church, family time, planning for the week, leisure	
Late morning	Math, logic, and entrepreneurship.						
Midday	Lunch prep, eating, nap or quiet time						
Early afternoon	History	Science	History				Science
Mid-afternoon	Art, music, creative pursuits, outdoor activities, free play						
Late afternoon	Quick pickup throughout the house; preparation for family dinner, eating, clean up						
Evening	Family reading with creative projects, personal reading, free time						

"No matter what the work you are doing, be always ready to drop it. And plan it, so as to be able to leave it."

Leo Tolstoy, *The Journal of Leo Tolstoy*

Ways to Take Time for Things that Matter

- Have a vision for your family and plan with the end in mind.
- Teach head, heart, and hand with great books and daily creative, hands-on activities
- Read and learn about teaching and parenting skills.
 - *The labour of the mother who sets herself to understand her work is not increased, but infinitely lightened.* CM, v2, p. 91
- Create a structure of habits and routines.
 - *Wise parents: are careful to form habits upon which the routine of life runs easily.* CM, v3
- Teach with classics and models (it's delightful!).
- Build relationships with clear, loving communication.
 - *Be kind to one another . . .* Ephesians 4:32
- Cultivate patience in all the seasons of learning .
- Go outside every day!

Doing What Matters

The Printable Weekly Planner

IN THE PLANNER

- 3 Months of Weekly Spreads
- 4 Month-at-a-Glance pages
- 1 Time-Map for planning routines
- 1 Quarter-at-a-Glance Grid
- 7 Dot-Grid Pages for
 - goals,
 - master tasks,
 - events,
 - lesson planning
 - meal planning,
 - sketching,
 - journaling,
 - mind-mapping,
 - and
 - general planning.

EVERYDAY EDUCATION | SoulCraft PRINTABLES
Making time for things that matter

We offer printable posters in our SoulCraft Printables shop on Etsy. You'll find the Doing What Matters Printable Planner and Peaceful Planning and record booklets at EverydayEducation.com.

Once you learn to

READ

you will forever be

free.

Frederick Douglass

One of the printable poster designs from SoulCraft Printables on Etsy.

Have you seen the TimeFrame Timeline?

- Easy to use, no cutting and pasting
- Quick! Less than a minute to record a lifeline
- Active learning increases retention
- Century-at-a-glance reveals trends and patterns
- Visual record helps you study for exams
- Great for college study, too
- Complete how-to instructions included

Working It Out

Spend a year with the beautiful poetry of George Herbert, and you'll not only learn to understand great poetry, but you will also deepen your devotional reading.

- One poem /lesson per week for a year (51 in all)

The Living Page:

Keeping Notebooks with Charlotte Mason

How to keep notebooks like Charlotte Mason, including:

- commonplace books
- nature notebooks
- parent yearbook
- book of centuries
- calendar of firsts
- the "enquire within" household book
- and many more!

Thirteenth-Century Rules for Study

Robert of Sorbonne, the founder of the famous Sorbonne College in Paris, gave some excellent rules for study to his students. He wrote:

The student who wishes to make progress ought to observe [these] rules.

- 1. Be consistent:** He ought to consecrate a certain hour every day to the study of a determined subject, as St. Bernard counselled his monks in his letter to the Brothers of the Mont Dieu.
- 2. Focus:** He ought to concentrate his attention upon what he reads and ought not to let it pass lightly. There is between reading and study, as St. Bernard says, the same difference as between a host and a guest, between a passing salutation exchanged in the street and an embrace prompted by an unalterable affection.
- 3. Consider:** He ought to extract from the daily study one thought, some truth or other, and engrave it deeply upon his memory with special care. Seneca said "Cum multa percurreris in die, unum tibi elige quod illa die excoquas"—When you have run over many things in a day select one for yourself which you should digest well on that day.
- 4. Summarize:** Write a résumé of it, for words which are not confided to writing fly as does the dust before the wind.
- 5. Discuss:** Talk the matter over with your fellow-students, either in the regular recitation or in your familiar conversation. This exercise is even more profitable than study for it has as its result the clarifying of all doubts and the removing of all the obscurity that study may have left. Nothing is perfectly known unless it has been tried by the tooth of disputation.
- 6. Seek wisdom and understanding:** Pray, for this is indeed one of the best ways of learning. St. Bernard teaches that study ought to touch the heart and that one should profit by it always by elevating the heart to God, without, however, interrupting the study."
- 7. Go outside and think:** Meditation is suitable not only for the master, but the good student ought also to go and take his promenade along the banks of the Seine, not to play there, but in order to repeat his lesson and meditate upon it.

Although this advice is couched in old-fashioned terms (he was writing in the thirteenth century, after all!), it is still good advice today. In fact, it is very similar to the study methods that were taught at my graduate school study skills class, and virtually identical to the way I have always studied scripture and other important books. No matter what subject you choose to learn, these rules for study will help you and your students learn deeply and remember long.

Robert de Sorbonne (or Sorbon) (1201 – 1274) was a French theologian who founded the Sorbonne college (now the University of Paris). In addition to his educational duties, he was also the chaplain to Louis IX of France.

Why Read Literature?

The sole substitute for an experience which we have not ourselves lived through is art [and] literature . . . From man to man, as he completes his brief spell on Earth, art transfers the whole weight of an unfamiliar, lifelong experience with all its burdens, its colours, its sap of life; it recreates in the flesh an unknown experience and allows us to possess it as our own . . .

Alexander Solzhenitsyn, 1970 Nobel lecture

Rubric for High School Essays

Name:

Date:

Assignment:

Evaluator:

Ideas and Concepts

- The essay contains a strong, easily identified thesis.
- Interesting ideas and a compelling perspective hold the reader's attention.
- Relevant anecdotes, appropriate quotes, and specific details support the writer's position and demonstrate understanding of the prompt.

Organization

- The structure of the paper enhances the presentation of the thesis and supporting ideas.
- Clear transitions move the reader easily from idea to idea.
- Quotes and textual support are blended smoothly, with correct tenses and formatting.

Word Choice

- Chosen words clearly convey the intended message.
- The words used are precise, interesting, powerful, engaging, and natural.
- The vocabulary is vivid and varied, though not necessarily exotic.

Sentence Fluency

- Sentences flow easily, with graceful transitions.
- Sentences have a pleasant, appropriate rhythm and cadence when read aloud.
- Sentence structure is varied, with appropriate use of simple, complex, and compound sentences.

Voice

- The writer speaks directly to the reader, using an appropriate tone and level of formality.
- The writer's voice is individual, compelling, and engaging, providing a sense of the writer's personality.
- The writer demonstrates awareness of and respect for the audience and purpose of the writing.

Mechanics

- Standard writing conventions (spelling, punctuation, capitalization, grammar, usage, paragraphing) are observed.
- Citations are correctly formatted using the MLA standard.
- Mechanical or typographical errors are few; only minor touch-ups needed.

Presentation

- Essay is in college format: Times-New Roman (or equivalent) font, 12 pt., 1" margins.
- Paper header with student, class, instructor, and date included.
- Essay prompt included after header and before title.
- Single space following all terminal punctuation.

Evaluation Scale

- + Indicates that your essay was exemplary in this area and exceeded assignment expectations.
- = Indicates that your essay met assignment expectations in this area.
- Indicates that you should write down this skill as a goal area for improvement when you write your next paper.

* May also be evaluated on a scale of 1-5.

Rubric and evaluation scale excerpted from
Evaluate Writing the Easy Way by Janice Campbell.

Why Learn?

A well-informed mind is the best security against
the contagion of folly and vice.
The vacant mind is ever on the watch for relief,
and ready to plunge into error,
to escape from the languor of idleness.
Store it with ideas,
teach it the pleasure of thinking;
and the temptations of the world without will be
counteracted by the gratifications
derived from the world within.

—Ann Radcliffe

Janice Campbell and her husband, Donald, homeschooled their four sons using a lifestyle of learning approach influenced by Charlotte Mason and classical education. She writes and speaks nationwide, and is the author of the Excellence in Literature curriculum, Transcripts Made Easy, and other resources.

Four-Year High School Plan

Freshman year

- 6 courses, 1 unit of each required subject
- Read for pleasure as much as possible
- Study Latin or learn Greek and Latin roots for vocabulary
- Establish solid study habits
- Practice note taking skills
- Begin developing test-taking skills (PSAT skill book can be useful)
- Think about personal aptitudes; read up on career options
- Start keeping a transcript (complete instructions in TranscriptsMadeEasy.com).

Sophomore year

- Same class balance as freshman year
- Continue or develop extracurricular activities that fit interests
- Schedule PSAT for the fall of junior year
- Begin researching college, trade school, or apprenticeship options and request info
- Use test-prep books to get ready for the SAT, CLT, or ACT
- Take CLEPs whenever ready
- May begin classes at a community college
- Update the transcript with semester and cumulative grades (FreeGPACalc.com)


Junior year

- Six classes
- Take the PSAT in the fall (optional, but there are benefits)
- Focus on time-management & study skills
- Narrow down college and career options
- Spring: Take SAT/ACT/CLT and visit colleges
- May/June: Apply to two or more colleges
- Update the transcript with semester and cumulative grades

Senior year

- Six classes
- Scholarship search/essays/applications
- Take SAT Subject Exams, AP, CLEP exams
- Retake SAT, CLT, or ACT if desired
- Continue good study habits and extracurricular activities
- Finalize the transcript with semester and cumulative grades
- Provide support and necessary information as your student makes a final decision about college, vocational school, apprenticeships, entrepreneurship, a gap year, military, or other options.

Excerpted from *Get a Jump Start on College: A Practical Guide for Teens* by Janice Campbell



Transcripts Made Easy

Now in its 4th edition!

This classic guide to homeschool paperwork has been revised and updated, and now it's even better.

You'll learn all you need to know about records, grades, credits, GPA, and more. If you'd rather spend time with people than with paperwork, this book is for you.

TranscriptsMadeEasy.com
\$24.95

Free Context Resources for Literature Study

The award winning Excellence-in-Literature.com website has articles, art, music, and poetry to round out your study of the great books. If you are using the curriculum, start with the Curriculum User Content Index. You'll find the latest links and resources, organized by module at:

- Excellence-in-Literature.com/curriculum-user-content/

We welcome resource suggestions, including additions for our historical fiction list or the "Books boys like" list:

- Excellence-in-Literature.com/books-boys-like
- Excellence-in-Literature.com/historical-fiction-for-young-readers

It is what you read when you don't have to that determines what you will be when you can't help it.

—Oscar Wilde

Three Questions to Ask Experienced Homeschool Moms

When you have a chance to talk with a graduated homeschool mom who enjoyed homeschooling and did it well, here are three questions you might ask:

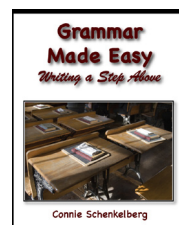
- What is the most delightful memory you have of homeschooling?
- What do you wish you had known while you were homeschooling?
- Is there a book, podcast, or other resource that helped you grow as a mom?

Grammar Made Easy is Back!


Did you know that grammar can be simple? I fell in love with Connie Schenkelberg's *Grammar Made Easy: Writing a Step Above* when my boys were younger.

We used this non-consumable, multi-level grammar book with all the boys at once. We talked through each of the scripted lessons, then they did the practice sentences—including diagramming. It was simple, intuitive, streamlined, and even a little bit fun!

\$24.95 www.GrammarMadeEasy.com



How to Use the Handbook for Writers to Grade Papers



It's easy to offer specific, constructive feedback with the Excellence in Literature *Handbook for Writers*. Information and instructions are written in numbered paragraphs, which allow you to direct the student to exactly the information he or she needs to fix an error or improve a skill.

For example, if your student is having difficulty with subject/verb agreement, look in the table of contents of the *Handbook*. Subject/verb agreement appears in section 1.8 on page 242. On the student's paper, note the section number so that the student can visit the handbook, read the paragraph, look at the examples, and see exactly how to correct the error. It is quick and simple, and much more helpful than just reminding the student to make the subject and verb agree.

Non-consumable; grade 7–adult. 420 pages, with two main parts. Part 1: a writing course with detailed instructions and examples for constructing arguments, outlines, and essays. Part 2 covers mechanics, including style and usage. This helpful reference book will guide your student through all sorts of high school and college writing!

\$10 off with purchase of any level of the Excellence in Literature curriculum!

E1: Introduction to Literature	E2: Literature and Composition	E3: American Literature	E4: British Literature	E5: World Literature
<p>Module 1: Short Stories by-</p> <ul style="list-style-type: none"> • Sarah Orne Jewett: A White Heron • Edgar Allan Poe: The Purloined Letter (This one isn't scary, if you're concerned about that.) • Guy de Maupassant: The Diamond Necklace • O. Henry: The Ransom of Red Chief • Eudora Welty: A Worn Path • James Thurber: The Secret Life of Walter Mitty <p>Module 2: Around the World in Eighty Days by Jules Verne</p> <p>Honors: <i>20,000 Leagues Under the Sea</i> by Jules Verne</p> <p>Module 3: A Connecticut Yankee in King Arthur's Court by Mark Twain</p> <p>Honors: <i>The Prince and the Pauper</i> by Mark Twain</p> <p>Module 4: Jane Eyre by Charlotte Brontë</p> <p>Honors: <i>Shirley</i> or <i>Villette</i> by Charlotte Brontë</p> <p>Module 5: Pygmalion by George Bernard Shaw</p> <p>Honors: <i>Murder in the Cathedral</i> by T. S. Eliot</p> <p>Module 6: Treasure Island by Robert Louis Stevenson</p> <p>Honors: <i>Kidnapped</i> by Robert Louis Stevenson</p> <p>Module 7: Animal Farm by George Orwell</p> <p>Honors: 1984 by George Orwell</p> <p>Module 8: The Tempest by William Shakespeare</p> <p>Honors: <i>A Midsummer Night's Dream</i> by William Shakespeare</p> <p>Module 9: Gulliver's Travels by Jonathan Swift</p> <p>Honors: <i>The Pilgrim's Progress</i> by John Bunyan</p>	<p>Module 1: Robinson Crusoe by Daniel Defoe</p> <p>Honors: <i>The Swiss Family Robinson</i> by Johann David Wyss or <i>The Further Adventures of Robinson Crusoe</i> by Daniel Defoe</p> <p>Optional: The book of <i>Jonah</i> (any translation) and <i>Grace Abounding to the Chiefest of Sinners</i> by John Bunyan</p> <p>Module 2: Walden by Henry David Thoreau</p> <p>Honors: "Civil Disobedience" by Henry David Thoreau and "Self-Reliance" by Ralph Waldo Emerson</p> <p>Module 3: The Count of Monte Cristo by Alexandre Dumas</p> <p>Honors: <i>The Man in the Iron Mask</i> or <i>The Three Musketeers</i> by Dumas</p> <p>Module 4: The Heart of Darkness by Joseph Conrad</p> <p>Honors: <i>Mannlike</i> by G. K. Chesterton</p> <p>Module 5: Till We Have Faces by C.S. Lewis</p> <p>Honors: <i>The Screwtape Letters</i> by C. S. Lewis</p> <p>Module 6: Death Comes to the Archbishop by Willa Gather</p> <p>Honors: <i>Country of the Pointed Firs</i> by Sarah Orne Jewett</p> <p>Module 7: Julius Caesar by William Shakespeare</p> <p>Honors: <i>King John</i> by William Shakespeare</p> <p>Module 8: Ivanhoe by Sir Walter Scott</p> <p>Honors: <i>Merchant of Venice</i> by William Shakespeare or <i>Rob Roy</i> by Scott</p> <p>Module 9: The Importance of Being Earnest by Oscar Wilde</p> <p>Honors: <i>Kim</i> by Rudyard Kipling</p>	<p>Module 1: Autobiography by Benjamin Franklin</p> <p>Honors: <i>The Autobiography of Thomas Jefferson, Letters From An American Farmer</i> by J. Hector St. John De Crevecoeur</p> <p>Module 2: Rip Van Winkle and The Legend of Sleepy Hollow by Washington Irving; Works by Henry Wadsworth Longfellow</p> <p>Honors: <i>Sketch Book of Geoffrey Crayon, Gent., and The Life of George Washington or Tales of the Alhambra</i> by W. Irving</p> <p>Module 3: The Last of the Mohicans by James Fenimore Cooper</p> <p>Honors: <i>The Pioneers</i> by James Fenimore Cooper</p> <p>Module 4: The House of Seven Gables by Nathaniel Hawthorne</p> <p>Honors: <i>The Scarlet Letter</i> by N. Hawthorne; <i>Walden</i> by Henry David Thoreau</p> <p>Module 5: Moby Dick by Herman Melville</p> <p>Honors: <i>Billy Budd</i> by Herman Melville</p> <p>Module 6: The Adventures of Huckleberry Finn by Mark Twain</p> <p>Honors: <i>Narrative of the Life of Frederick Douglass</i> by Frederick Douglass; <i>The Adventures of Tom Sawyer</i> by Mark Twain</p> <p>Module 7: The House of Mirth by Edith Wharton</p> <p>Honors: <i>The Age of Innocence</i> by Edith Wharton; <i>Daisy Miller</i> by Henry James</p> <p>Module 8: The Great Gatsby by F. Scott Fitzgerald</p> <p>Honors: <i>My Antonia</i> by Willa Gather or <i>Joyber Crow</i> by Wendell Berry</p> <p>Module 9: The Old Man and the Sea by Ernest Hemingway</p> <p>Honors: <i>A Moveable Feast</i> by Ernest Hemingway</p>	<p>Module 1: Beowulf</p> <p>Honors: <i>The Dream of the Rood</i> and <i>Caedmon's Hymn</i> or <i>The Battle of Malden</i></p> <p>Module 2: Canterbury Tales (selected) by Geoffrey Chaucer</p> <ul style="list-style-type: none"> • Prologue • The Nun Priest's Prologue and Tale • The Reeve's Prologue and Tale • The Pardoner's Prologue and Tale • The Magistrate's Prologue and Tale • The Canon's Yeoman's Prologue and Tale <p>Honors: <i>Piers Plowman</i> by William Langland</p> <p>Module 3: Sir Gawain and the Green Knight; The Faerie Queene (Book 1) by Edmund Spenser; "Letters to Raleigh"</p> <p>Honors: <i>Le Morte d'Arthur</i> by Thomas Malory</p> <p>Module 4: King Lear by William Shakespeare</p> <p>Honors: <i>Hamlet</i> by William Shakespeare</p> <p>Module 5: Paradise Lost by John Milton</p> <p>Honors: <i>Pilgrim's Progress</i> by John Bunyan (if not read in English I) or <i>The Temple</i> by George Herbert (Poetry Collection)</p> <p>Module 6: Pride and Prejudice by Jane Austen</p> <p>Honors: <i>Persuasion</i> or other novel by Jane Austen and <i>Middlemarch</i> by George Eliot</p> <p>Module 7: Great Expectations by Charles Dickens</p> <p>Honors: <i>Oliver Twist</i> or <i>David Copperfield</i> by Charles Dickens and <i>Vanity Fair</i> by William Makepeace Thackeray</p> <p>Module 8: Wuthering Heights by Emily Brontë</p> <p>Honors: <i>The Tenant of Wildfell Hall</i> by A. Brontë or <i>Jane Eyre</i> by C. Brontë or <i>Frankenstein</i> by Mary Shelley</p> <p>Module 9: To the Lighthouse by Virginia Woolf</p> <p>Honors: <i>Space Trilogy</i> by C.S. Lewis</p>	<p>Module 1: The Odyssey by Homer</p> <p>Honors: <i>The Iliad</i> by Homer</p> <p>Module 2: Antigone by Sophocles</p> <p><i>The Burial at Thebes: A Version of Sophocles' Antigone</i> by Seamus Heaney</p> <p>Honors: <i>Oedipus Rex</i> by Sophocles</p> <p>Module 3: The Aeneid by Virgil</p> <p>Honors: <i>Lives of the Noble Grecians and Romans</i> by Plutarch</p> <p>Module 4: Divine Comedy: Inferno by Dante</p> <p>Honors: <i>Paradiso</i> and/or <i>Purgatorio</i> by Dante</p> <p>Module 5: Don Quixote by Miguel de Cervantes</p> <p>Honors: <i>The Pickwick Papers</i> by Charles Dickens</p> <p>Module 6: Les Misérables by Victor Hugo</p> <p>Honors: <i>The Hunchback of Notre-Dame</i> by Victor Hugo or <i>Democracy in America</i> by Alexis de Tocqueville</p> <p>Module 7: The Portable Nineteenth Century Russian Reader edited by George Gibian</p> <p>Honors: <i>The Brothers Karamazov</i> by Fyodor Dostoyevsky</p> <p>Module 8: Faust by Johann Wolfgang von Goethe</p> <p>Honors: <i>The Screwtape Letters</i> by C. S. Lewis (if you didn't read it in English I) and <i>The Picture of Dorian Grey</i> by Oscar Wilde or <i>Frankenstein</i> by Mary Shelley or <i>Doctor Faustus</i> by Christopher Marlowe</p> <p>Module 9: Out of Africa and "Babette's Feast" by Isak Dinesen</p> <p>Honors: <i>Surprised by Joy: The Shape of My Early Life</i> by C. S. Lewis</p>