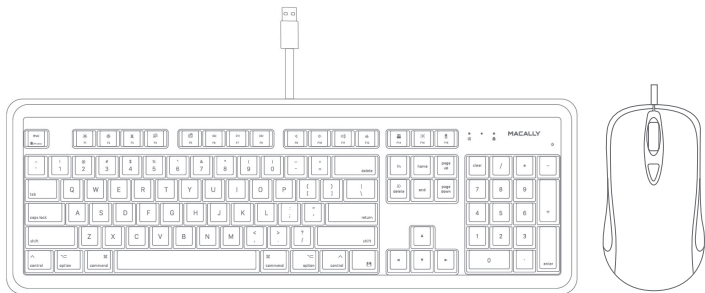


XKEYHUBCOMBO

MACALLY

# USB KEYBOARD AND OPTICAL USB MOUSE

User guide



[www.macally.com](http://www.macally.com)

## USER GUIDE

Thank you for purchasing the Macally XKEYHUBCOMBO. The Macally XKEYHUBCOMBO is a full size USB keyboard with two USB ports and bundled with an optical USB mouse, specially designed for Mac. Plug and play, this keyboard doesn't require any installation software and is very easy to use! The keyboard has a standard layout with full size keys for a comfortable and efficient typing experience. It also has 16 convenient shortcut keys and a 17-key numeric keypad to increase efficiency and productivity. The two USB 2.0 ports on the back of the keyboard allow you to use it as a hub and connect other USB devices, such as your mouse or a Flash Drive. Plug and Play, full size and functional, the Macally XKEYHUBCOMBO is ideal for office, school and home use.

### About this guide

Before you start using the Macally XKEYHUBCOMBO, be sure to read this guide in its entirety.

### Safety instructions

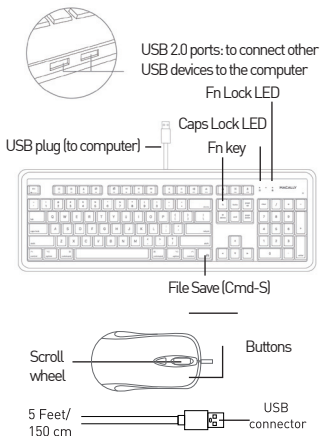
Please read the following carefully before using this Macally product. Incorrect use of this product may result in reduced performance, permanent damage and void warranty:

1. Do not place this product near a heat source.
2. Operating temperature of 5°C to 50°C. Storage temperature of -20°C to 60°C.
3. Do not place this product near moisture nor liquids.
4. Operate and store at humidity of 10% to 85% (non-condensing)
5. Do not place heavy objects on this product.
6. Do not drop this product.
7. Do not dispose this product in the garbage. Take it to your local recycling centre.

### Package contents

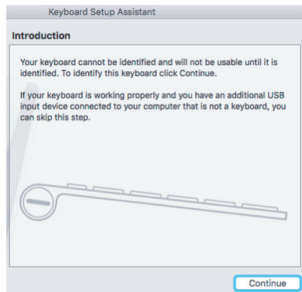
- Keyboard and mouse
- User guide

### Hardware basics

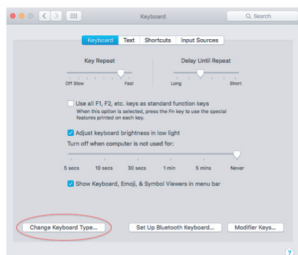


### How to use the Macally keyboard

The first time that you plug this keyboard to your Apple computer, the "Keyboard Setup Assistant" window will open. Please follow the instructions to identify the keyboard and use this keyboard correctly.



If, after initial setup, you experience any issue with this keyboard (e.g. can't type correctly), please unplug the keyboard from the computer and plug it back in. Then, choose "Apple Menu", open "System Preferences...", click on "Keyboard" and then click on "Change Keyboard Type..." to run the "Keyboard Setup Assistant" and re-identify the keyboard.



The top row keys on this keyboard can be used either as shortcuts (icons) to perform specific tasks or as standard function keys (F1-F15).

### Shortcut key mode

Shortcut key mode is the standard mode of this keyboard. Please find below the tasks of each shortcut key:

fn+Esc - Switch between Shortcut and Function key modes

- ☼: Decrease brightness of built-in Mac display
- ☼: Increase brightness of built-in Mac display
- ✂: Cut (Cmd-X)
- 📄: Copy (Cmd-C)
- 📄: Paste (Cmd-V)
- ⏮: Previous track (Cmd-Left Arrow)
- ⏸: Play/Pause (Spacebar)
- ⏭: Next track (Cmd-Right arrow)
- 🔇: Mute
- 🔇: Volume Down
- 🔊: Volume Up
- 🗑: Eject
- 🖨: Print (Cmd-P)
- 🖼: Screenshot: capture selected portion of the screen (Cmd-Shift-4)
- ⌘: Force Quit Application (Cmd-option-esc)
- 📄: File Save (Cmd-S)

*Note: Above shortcuts are not global and may work differently from one app to the other. Please try out the shortcuts in your app first and/or check the menu of your app to learn more about its shortcuts.*

### Standard function key mode

Press the "Fn" and "Esc" keys simultaneously to switch to standard F1-F15 function key mode. Fn Lock LED will turn On. When you want to switch back to shortcut key mode, press the "Fn" and "Esc" keys simultaneously. Fn Lock LED will turn off. Please note that when you start/restart your computer or simply unplug the keyboard from your computer, the top row keys will automatically restore to shortcut key mode.

To perform a secondary function without switching from shortcut key mode to function key mode and vice versa, press the "Fn" key with one of the top row keys simultaneously. For instance, when you are in shortcut key mode and you press the F11 key, volume will increase, but when you press the "Fn" and "F11" keys simultaneously, you will activate "Show Desktop" in Mission Control.

## Technical support

Contact us for further technical support! In Europe, Middle East and Africa, please call to +31 24 373 14 10 or email to [techsupport@macally-europe.com](mailto:techsupport@macally-europe.com). Technical support hours in Europe, Middle East and Africa are from 9h00 to 17h00 (CET), from Monday to Friday. In USA, please call to +1 909 230 6888 or email to [techsupport@macally.com](mailto:techsupport@macally.com).

## **Warranty**

Macally Peripherals warrants that this product will be free from defects in title, materials and manufacturing workmanship for one year in North America and two years in Europe, Middle East and Africa from the date of the purchase. If the product is found to be defective then, as your sole remedy and as the manufacturer's only obligation, Macally will repair or replace the product. This warranty is exclusive and is limited to the Macally XKEYHUBCOMBO. This warranty shall not apply to products that have been subjected to abuse, misuse, abnormal electrical or environmental conditions, or any condition other than what can be considered normal use. The liability of Macally Peripherals arising from this warranty and sale shall be limited to a refund of the purchase price. In no event shall Macally Peripherals be liable for costs of procurement of substitute products or services, or for any lost profits, or for any consequential, incidental, direct or indirect damages, however caused and on any theory of liability, arising from this warranty and sale. These limitations shall apply notwithstanding any failure of essential purpose of any limited remedy.

## **Environmental Information for Customers in the European Union**



European Directive 2002/96/EC requires that the equipment bearing this symbol on the product and/or its packaging must not be disposed of with unsorted municipal waste. The symbol indicates that this product should be disposed of separately from regular household waste streams. It is your responsibility to dispose of this and other electric and electronic equipment via designated collection facilities appointed by the government or local authorities. Correct disposal and recycling will help prevent potential negative consequences to the environment and human health. For more detailed information about the disposal of your old equipment, please contact your local authorities, waste disposal service, or the shop where you purchased the product.

## **CE Compliance**

This product is CE marked in accordance with the requirements of the applicable EU Directives (2014/30/EU). Responsible for CE marking is Teklink Europe B.V. (Macally EMEA), Kerkenbos 13-50, 6546 BG, Nijmegen, The Netherlands. A copy of the official Declaration of Conformity is available upon request at [sales@macally-europe.com](mailto:sales@macally-europe.com).