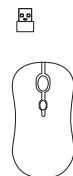


450.0 mm

MACALLY RFVVKEYCMBBAT

# RECHARGEABLE SLIM WIRELESS RF KEYBOARD AND MOUSE COMBO FOR PC

User's Guide



www.macally.com

## Introduction

Thank you for purchasing the Macally RFVVKEYBAT and RFVVMOUSEBAT combo. The Macally RFVVKEYBAT slim USB keyboard has a standard layout with 110 full size, yet thin keys for a comfortable and efficient typing experience. The additional shortcut keys and numeric keyboard further increase efficiency and productivity. This keyboard is ultra slim (only 0.7"/18 mm) and compact to save space on the desk and easily store inside a keyboard drawer. The Macally RFVVKEYBAT is very easy to use. Simply plug the USB dongle into the USB port of your computer and you are ready to go! No software is required! The built-in rechargeable battery will power the RFVVKEYBAT up to 2 months before next charging is required. You will never need to replace keyboard battery again. The Macally RFVVMOUSEBAT is a rechargeable 3-button wireless RF mouse with 800/1200/1600 dpi optical sensor for precise and smooth control.

## Package Contents

- Wireless RF Keyboard
- Wireless RF mouse
- USB RF dongle
- USB charging cable
- User's guide

## Tech Support

Please E-mail us at [techsupport@macally.com](mailto:techsupport@macally.com), or call us at 1-909-230-6888 Monday to Friday, 8:30AM to 5:30PM, Pacific Standard Time

FAQ & help - <https://help.macally.com/help>  
Manual and driver download - <https://us.macally.com/pages/drivers-and-downloads>

1

## Macally Product Information

### Warranty

Macally peripherals warrants that this product will be free from defects in title, materials and manufacturing workmanship for one year from the date of purchase. If the product is found to be defective then, as your sole remedy and as the manufacturer's only obligation, Macally will repair or replace the product. This warranty shall not apply to products that have been subject to abuse, misuse, abnormal electrical or environmental conditions, or any condition other than what can be considered as normal use.

### Limitation of Liability

The liability of Macally Peripherals arising from this warranty and sale shall be limited to a refund of the purchase price. In no event shall Macally Peripherals be liable for costs of procurement of substitute products or services, or for any lost profit, or for any consequential, incidental, direct or indirect damages, however caused and on any theory of liability, arising from this warranty and sale. These limitations shall apply not with standing any failure of essential purpose of any limited remedy.

Copyright© 2019 by Macally Peripherals


## System Requirement

- Windows 7/8/10
- Any desktop and notebook computer with a USB-A port available

2

## Hardware Basics

USB RF dongle  
1: remove from underneath compartment  
2: plug into a computer USB port



Fn Lock

To USB port of a charger or computer

USB charging cable (included)

On/Off switch

Charging Port

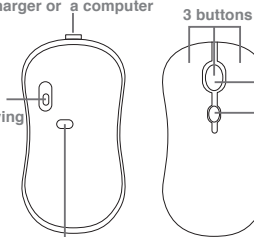
### Function keys F1 to F12

F1 to F12 function keys are the default when top row keys are pressed.

3

Charging port for USB charging cable (included) to connect to a USB charger or a computer

On/ Off switch for energy saving



800/1200/1600 dpi optical sensor

3 buttons

Scroll wheel  
800/1200/1600 dpi switch button

## Installation Instructions

The Macally RFVVKEYBAT and RFVVMOUSEBAT are pre-synced with the USB RF receiver dongle, and should be automatically recognized by the computer and do not require a driver. Simply follow the steps below and you are ready to go!

1. Locate the USB RF receiver dongle, in its dongle compartment underneath the keyboard.
2. Plug the USB RF receiver dongle into any USB port of your computer.
3. Within 5 seconds after step 2, bring both RFVVKEYBAT and RFVVMOUSEBAT very close to the receiver dongle and switch their ON/OFF switches to ON.
4. You are ready to use the RFVVKEYBAT and RFVVMOUSEBAT.

4

## Shortcut Keys

Below are the description of all 17 shortcut keys. 12 blue colored shortcut keys require pressing Fn key simultaneously to work.

- |                                 |  |
|---------------------------------|--|
| Default web browser             | Next Track (Cmd-Right Arrow)             |
| Open email program              | Mute                                     |
| Open Windows File Explorer      | Volume Down                              |
| Open Windows search             | Volume Up                                |
| Print                           | Open Calculator                          |
| File save                       | Brightness change to PC built-in display |
| Open System setting             | Lock Windows PC                          |
| Previous Track (Cmd-Left Arrow) |  |
| Play/Pause (Spacebar)           |  |

5

## Peripherals Printing Spec 印刷規格

Materials Spec: 105G 双铜纸  
用料规格:

INKS 颜色油料: K 单黑  
1 Color Printing 色印刷:

Additional Process: 5 页折  
额外加工:

Note 備註: