

300.0 mm

MACALLY

RFMVKEYB

BLACK 110-KEY SLIM WIRELESS RF KEYBOARD FOR MAC

User's Guide



www.macally.com

Introduction

Thank you for purchasing the Macally RFMVKEYB. The Macally RFMVKEYB slim USB keyboard has a standard layout with 110 full size, yet thin, keys for a comfortable and efficient typing experience. The additional shortcut keys and numeric keyboard further increase efficiency and productivity. This keyboard is ultra slim (only 0.7"/18 mm) and compact to save space on the desk and easily store inside a keyboard drawer. The Macally RFMVKEYB is very easy to use. Simply plug the USB dongle into the USB port of your computer and you are ready to go! No software is required! The built-in rechargeable battery will power the RFMVKEYB up to 2 months before next charging is required. You will never need to replace keyboard battery again. Thin (only 0.7"/18 mm), compact and versatile, the Macally RFMVKEYB is the perfect companion for your Mac!

Before you begin using this product, be sure to read this user's guide in its entirety.

Package Contents

- Wireless RF Keyboard and USB RF dongle
- USB charging cable

Macally Product Information

Technical Support

Please E-mail us at techsupport@macally.com, In U.S.A. please call 1-909-230-6888 Mon-Fri 8:30 AM - 5:30 PM, Pacific Standard Time

1

Macally Product Information

Warranty

Macally peripherals warrants that this product will be free from defects in title, materials and manufacturing workmanship for one year from the date of purchase. If the product is found to be defective then, as your sole remedy and as the manufacturer's only obligation, Macally will repair or replace the product. This warranty shall not apply to products that have been subject to abuse, misuse, abnormal electrical or environmental conditions, or any condition other than what can be considered as normal use.

Limitation of Liability

The liability of Macally Peripherals arising from this warranty and sale shall be limited to a refund of the purchase price. In no event shall Macally Peripherals be liable for costs of procurement of substitute products or services, or for any lost profit, or for any consequential, incidental, direct or indirect damages, however caused and on any theory of liability, arising from this warranty and sale. These limitations shall apply not with standing any failure of essential purpose of any limited remedy.

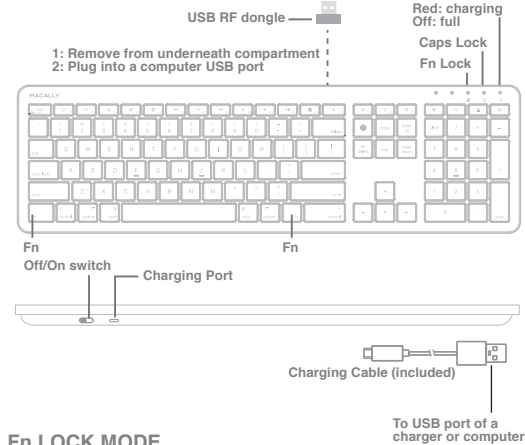
Copyright© 2018 by Macally Peripherals

System Requirement

- Mac OS X 10.6 to 10.13 and above
- Any Mac computer with a USB-A port available

2

Hardware Basics



Fn LOCK MODE

Function keys F1 to F16

Press "Fn" key with " esc " key simultaneously to switch to Fn Lock mode as default.

3

Shortcut Keys

Shortcut mode - Shortcut mode is the default mode. If Fn and esc keys are pressed together, Fn Lock LED is turned on, keyboard is in Fn Lock mode. You can press Fn and esc keys together again to toggle back to Shortcut mode.

- | | |
|---|-------------------------------------|
| ☼ Brightness change to Mac built-in display | ⏸ Mute |
| ✂ Cut (Cmd-X) | 🔊 Volume Down |
| 📄 Copy (Cmd-C) | 🔊 Volume Up |
| 📄 Paste (Cmd-V) | ⏏ Eject |
| ⏪ Previous Track (Cmd-Left Arrow) | 🖨 Print (Cmd-P) |
| ⏸ Play/Pause (Spacebar) | 🖥 Full screen capture (Cmd-Shift-3) |
| ⏩ Next Track (Cmd-Right Arrow) | 🖥 Area screen capture (Cmd-Shift-4) |
| 🔍 Force Quit Application (Cmd-Option-Esc) | 📄 File save (Cmd-S) |
| 🔍 Spotlight Search (Cmd-Spacebar) | 🔍 Zoom Out (Cmd-(minus)) |
| | 🔍 Zoom In (Cmd=(equal)) |

In Mac, press 1 second to turn off screen, or press and hold 2-3 seconds to bring up Restart/Shutdown menu

4

More about mode

1. Shortcut mode is restored to default mode after RFMVKEYB loses power, e.g. after keyboard is switched off or runs out of battery.
2. In either Shortcut mode or Fn Lock mode, one can also press "Fn" key with one of top row key simultaneously to perform the secondary function without switching mode.

Keyboard Shortcuts for MacOS X

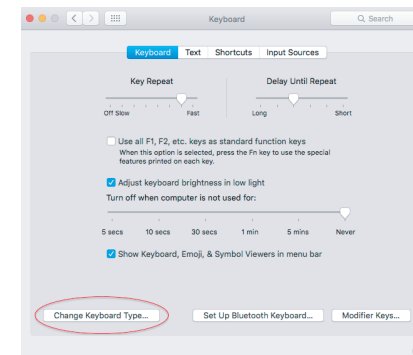
Previous section has described default shortcuts and function keys. They are supported in MacOS X from 10.6 to 10.13 and above, no driver installation is needed. Please note, these shortcuts are not universal, certain shortcuts do not work as defined in some application. On the other hand, some shortcuts may act completely different way in different applications. You should try them out first.

Keyboard Setup Assistant

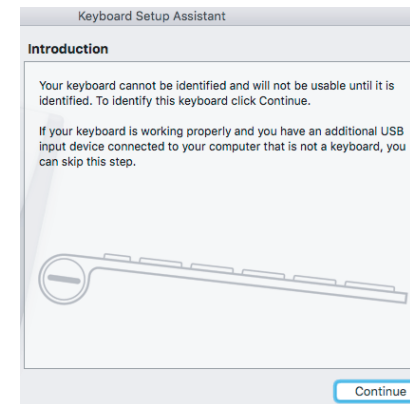
In Mac, the first time you plug in this new keyboard to use, desktop will pop out a "Keyboard Setup Assistant" window. Please follow the on-screen instruction to identify the keyboard before you can use the keyboard correctly.

After initial setup, if you experience any issue with keyboard or couldn't type correctly, please unplug and replug the keyboard, open keyboard icon in System Preferences, click on "Change Keyboard Type" icon to run Keyboard Setup Assistant to re-identify the keyboard.

5



6



7

Front

180.0 mm

Peripherals Printing Spec 印刷規格	
Materials Spec: 用料规格:	105G 双铜纸
INKS 颜色油料: 色印刷:	单黑
Additional Process: 额外加工:	8 页翻身折
Note 備註:	