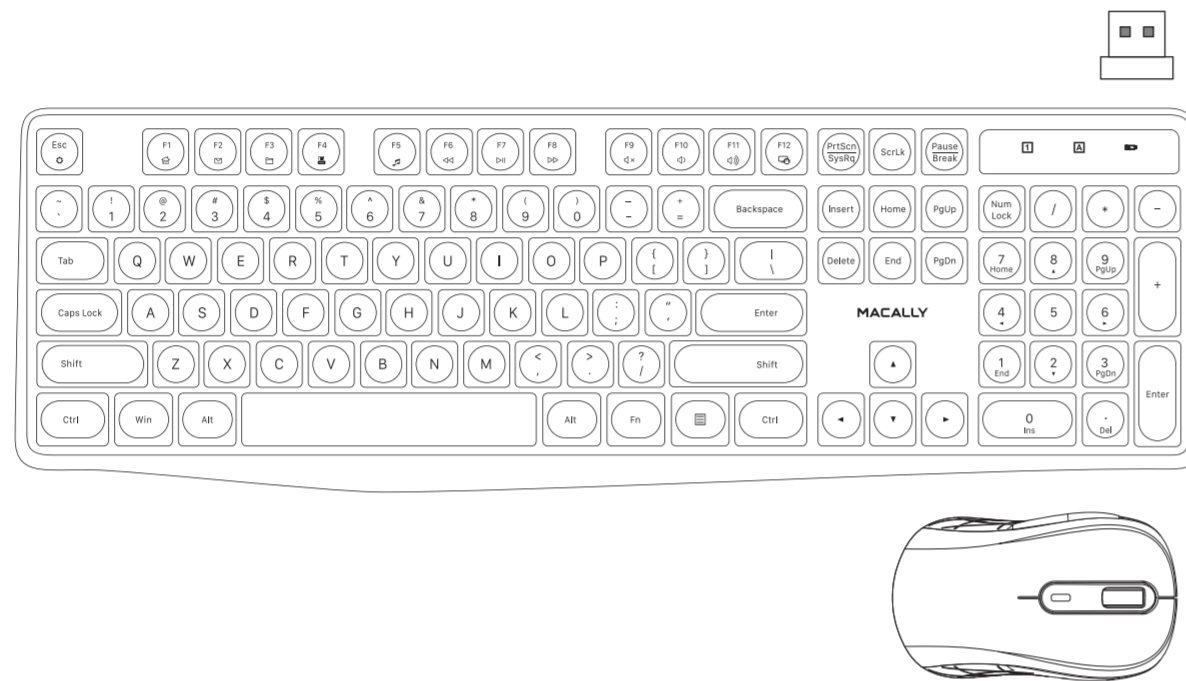


MACALLY

RFJJKEYCOMBO

WIRELESS RF KEYBOARD AND MOUSE COMBO FOR PC

User's Guide



www.macally.com

Introduction

The Macally RFJJKEYCOMBO is a wireless RF keyboard specially designed for PC, and bundled with a wireless RF optical mouse. 104-key full size with a standard layout, ergonomic and concave key cap design for a comfortable and efficient typing experience. 13 shortcut keys and numeric keyboard further increase efficiency and productivity.

The Macally RFJJKEYCOMBO is very easy to use. Simply plug the USB RF dongle into any USB port of your computer and you are ready to go! Also, no software is required!

Thin, compact, and versatile, the Macally RFJJKEYCOMBO is the perfect companion for your PC!

Package Contents

- Wireless RF RFJJKEY keyboard and RFJJMOUSE mouse
- USB RF receiver dongle
- One "AAA" battery and one "AA" battery
- User's guide

Tech Support

Please E-mail us at techsupport@macally.com, or call us at 1-909-230-6888 Monday to Friday, 8:30AM to 5:30PM, Pacific Standard Time

FAQ & help - <https://help.macally.com/help>
Manual and driver download - <https://us.macally.com/pages/drivers-and-downloads>

Macally Product Information

Warranty

Macally peripherals warrants that this product will be free from defects in title, materials and manufacturing workmanship for one year from the date of purchase. If the product is found to be defective then, as your sole remedy and as the manufacturer's only obligation, Macally will repair or replace the product. This warranty shall not apply to products that have been subject to abuse, misuse, abnormal electrical or environmental conditions, or any condition other than what can be considered as normal use.

Limitation of Liability

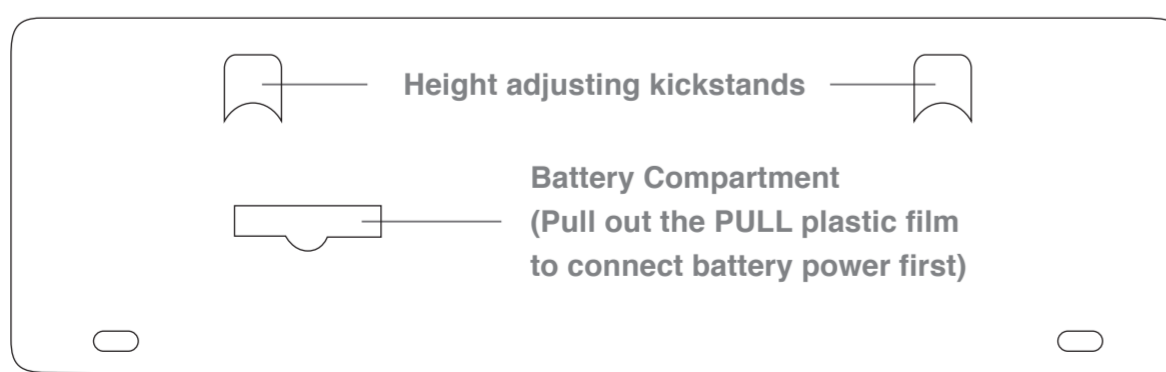
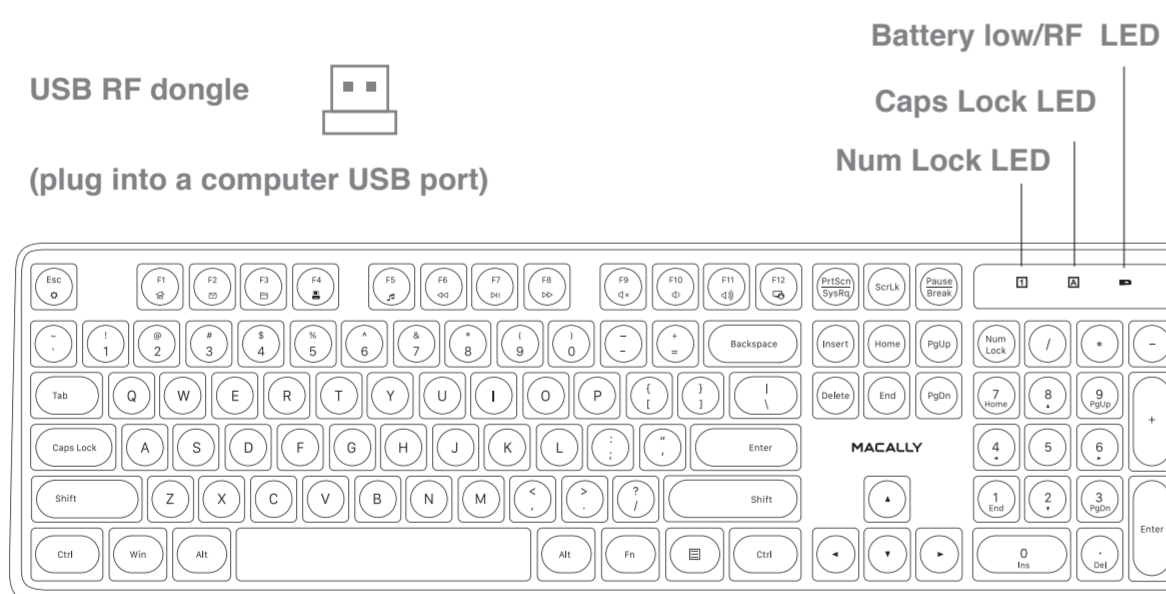
The liability of Macally Peripherals arising from this warranty and sale shall be limited to a refund of the purchase price. In no event shall Macally Peripherals be liable for costs of procurement of substitute products or services, or for any lost profit, or for any consequential, incidental, direct or indirect damages, however caused and on any theory of liability, arising from this warranty and sale. These limitations shall apply not with standing any failure of essential purpose of any limited remedy.

Copyright© 2020 by Macally Peripherals

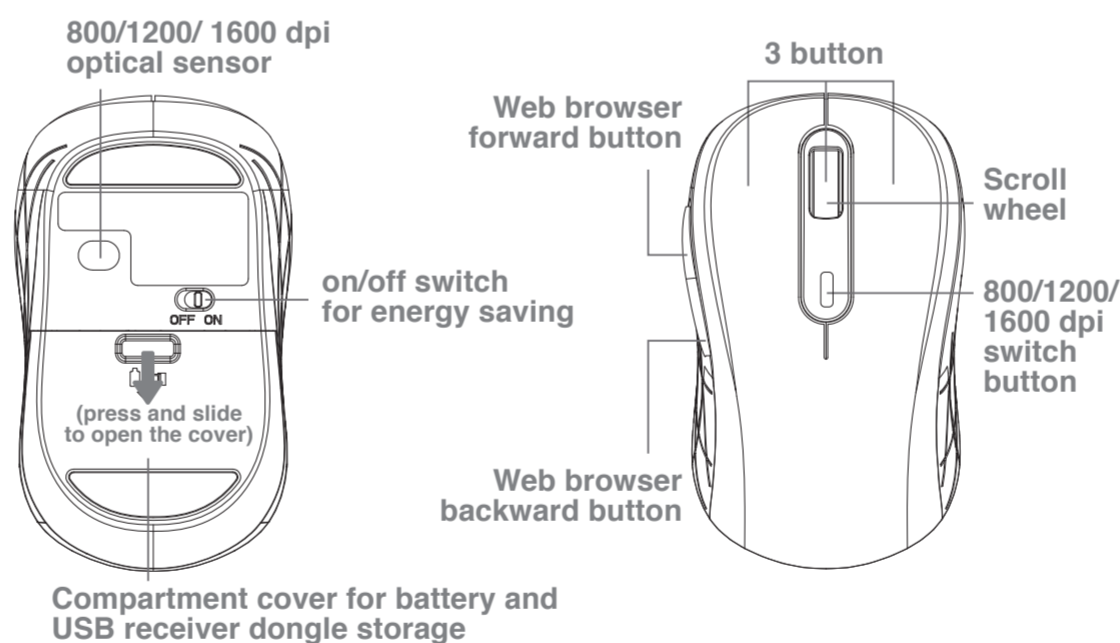
System Requirement

- Windows 7/8/10 and later
- Any desktop and notebook computer with a USB-A port available

Hardware Basics



3



Installation Instructions

The Macally RFJJKEY and RFJJMOUSE are pre-synced with the USB RF receiver dongle, and should be automatically recognized by the computer and do not require a driver. Simply follow the steps below and you are ready to go!

1. Locate the USB RF receiver dongle, in its plastic bag.
2. Plug the USB RF receiver dongle into the USB port of your computer.
3. Within 5 seconds after step 2, bring the Macally keyboard and mouse very close to the receiver dongle and install "AAA" battery (included) in the battery compartment. (Or pull the white PULL film out if battery is inside the compartment already). Also, switch to turn on the Macally mouse.
4. You are ready to use the RFJJKEY keyboard and RFJJMOUSE mouse.

4

Shortcut Keys

F1 to F12 function keys are the default when top row keys are pressed.

13 shortcut keys on the top row of the keyboard provide one-touch control of PC applications and enhanced productivity.

Simply press and hold down Fn key, and simultaneously press the top row key to perform the shortcuts. Below are the description of all 13 shortcut keys.

- | | |
|------------------------------|-------------------|
| ⚙️ Open System setting | ⏪ Next Track |
| 🏠 Default web browser | 🔇 Mute |
| ✉️ Open email program | 🔊 Volume Down |
| 📁 Open Windows File Explorer | 🔊 Volume Up |
| 🖨️ Print | 🔒 Lock Windows PC |
| 🎵 Open default music player | |
| ⏮ Previous Track | |
| ⏸ Play/Pause | |

5

Front